

# 2015

## LYNCHBURG HILLCATS

### MEDIA GUIDE



## TABLE OF CONTENTS

Team Directory.....	2	Carolina League.....	62
Executive Biographies.....	3	League Information.....	63
Lynchburg City Stadium.....	4	2014 League Review.....	65
Ticket Information.....	5	2015 Opponents.....	67
Hillcats On The Air.....	6	2014 League Leaders.....	71
City Stadium Info & Polices.....	7	Indians Organization.....	72
City Stadium Ground Rules.....	8	Front Office.....	73
2013 Season In Review.....	9	Coaching Staff.....	74
2014 Day-by-Day Results.....	10	40-Man Roster.....	75
2014 Season Notes.....	12	Draft Selections.....	76
2014 Team Stats.....	13	Organizational Leaders.....	77
2014 At a Glance.....	14	Farm System Info.....	78
History & Records.....	15	Indians Affiliates.....	79
All-Time Roster.....	16	2014 Lynchburg Hillcats.....	82
All-Time Records.....	20	Coaching Staff Profiles.....	83
Players Of The Week.....	21	Player Bios.....	85
Awards & Honors.....	22	Media & General Info.....	107
Players In The Majors.....	23	Broadcast Info.....	108
Hillcat Records.....	25	Rules of Interest.....	109
Single-Season Leaders.....	28	Demographic Info.....	110
Career Leaders.....	29		
Lynchburg Teams.....	31		
Year-By-Year Splits.....	33		
Yearly Team Stats.....	37		
First Game At City Stadium.....	56		
Jim Bibby.....	57		
Hillcats In The Playoffs.....	58		
Hillcats Firsts.....	61		

The 2015 Lynchburg Hillcats Media Guide is a publication of the Lynchburg Baseball Corp. All information is current as of April 6, 2015. This publication was written and edited by Kyle West, Daniel Kurish and Ashley Stephenson. Layout and design was provided by Ashley Stephenson, Andrew Chesser and Kyle West. Photos by Matt Bell, Jody Stewart, Cheryl Key and John Mitchell.



LYNCHBURG HILLCATS

Lynchburg City Stadium  
3180 Fort Avenue  
Lynchburg, VA 24501  
www.lynchburg-hillcats.com  
info@lynchburg-hillcats.com

HILLCATS FRONT OFFICE

President/CFO .....	Paul Sunwall
General Manager .....	Ronnie Roberts
Director of Broadcasting .....	Kyle West
Broadcast Assistant .....	Daniel Kurish
Grounds/Sales Director .....	Darren Johnson
Director of Food & Beverage .....	Zach Willis
Director of Promotions.....	Ashley Stephenson
Director of Group Sales .....	Josh Duffy
Director of Ticketing.....	John Hutt
Office Manager.....	Diane Arrington

TEAM PERSONNEL

Manager .....	Mark Budzinski
Pitching Coach.....	Tony Arnold
Hitting Coach.....	Bobby Magallanes
Trainer.....	Bobby Ruiz
Strength and Conditioning Coach.....	Scott Nealon
Clubhouse Manager .....	John Hutt
Public Address Announcer .....	Chuck Young
Official Scorers.....	Malcolm Hayley, Chuck Young
Team Photographer.....	Matt Bell



## PAUL SUNWALL PRESIDENT/CFO

On January 7, 2014, Paul Sunwall was elected President of Lynchburg Baseball Corp., succeeding Rex Angel, who passed away in December 2013. Sunwall enters his 35th year in baseball, which includes 25 years as a general manager. He's the most tenured front office member in the Carolina League. Sunwall was honored as the league's Executive of the Year in 1995 and 2009. Originally from

Iowa, Sunwall is a graduate of Southwest Minnesota State University (1975) with a degree in business administration. Sunwall enjoys playing golf and is an avid tennis player, participating in local USTA competitions. He served in the U.S. Air Force from 1968 to 1972 and is past-president of the Lynchburg Kiwanis Club. He attends Quaker Memorial Presbyterian Church, sings in the adult choir, serves as Chairman of the Endowment Committee and is a former Elder. Sunwall and his wife Barbara have two sons, Anders (Lynchburg) and Adam (Richmond).



## RONNIE ROBERTS GENERAL MANAGER

Ronnie Roberts enters his first season as the General Manager in Lynchburg and his 25th season overall. After being in the banking and insurance business for 20 years in Roxboro, N.C., Roberts decided on a new career path and took a groundskeeper position with the Lynchburg Red Sox in 1991. He rose to Assistant General Manager in 1993.

Born in 1949 in Bahama, N.C. (Durham County), Roberts graduated from Northern Durham High School in 1967. An outstanding baseball player in his own right, Roberts was named All Conference at Methodist College in 1969, 1970 and 1971. He graduated with a Bachelor of Arts degree in Business Administration in 1971 from Methodist College. A proud member of the U.S. Marine Corps Reserves, Roberts served his country from 1971 to 1977. He has two grown daughters and four wonderful grandchildren who all still live in North Carolina. Roberts is engaged to Renee Biache and will be married in 2016.

### LYNCHBURG BASEBALL CORPORATION OFFICERS

President .....	Paul Sunwall
Vice President .....	Joe Knakal
Treasurer .....	Bill Hibbert
Secretary .....	Gene Gallagher

# LYNCHBURG CITY STADIUM



## GENERAL INFORMATION

- 1 FIRST GAME: APRIL 11, 1940, EXHIBITION BETWEEN BROOKLYN DODGERS AND THE NEW YORK YANKEES
- 2 GROUNDBREAKING (RENOVATION): OCTOBER 8, 2002
- 3 ARCHITECTS: DESIGN EXCHANGE (1998)
- 4 CONTRACTOR: COLEMAN ADAMS
- 5 DUGOUTS: 8 X 50
- 6 HEIGHT OF LIGHT POLES (FROM OUTFIELD): 90'
- 7 HEIGHT OF LIGHT POLES (FROM FIELD): 140'
- 8 LUXURY SKYBOXES: 14
- 9 PICNIC AREA: FIRST BASE



## SEATING INFORMATION

- 1 SEATING CAPACITY: 4,281
- 2 NUMBER OF RESERVED SEATS: 452
- 3 NUMBER OF GENERAL ADMISSION CHAIRS: 1,171
- 4 NUMBER OF SKYBOX EXTERIOR SEATING: 263



## BALLPARK DIMENSIONS

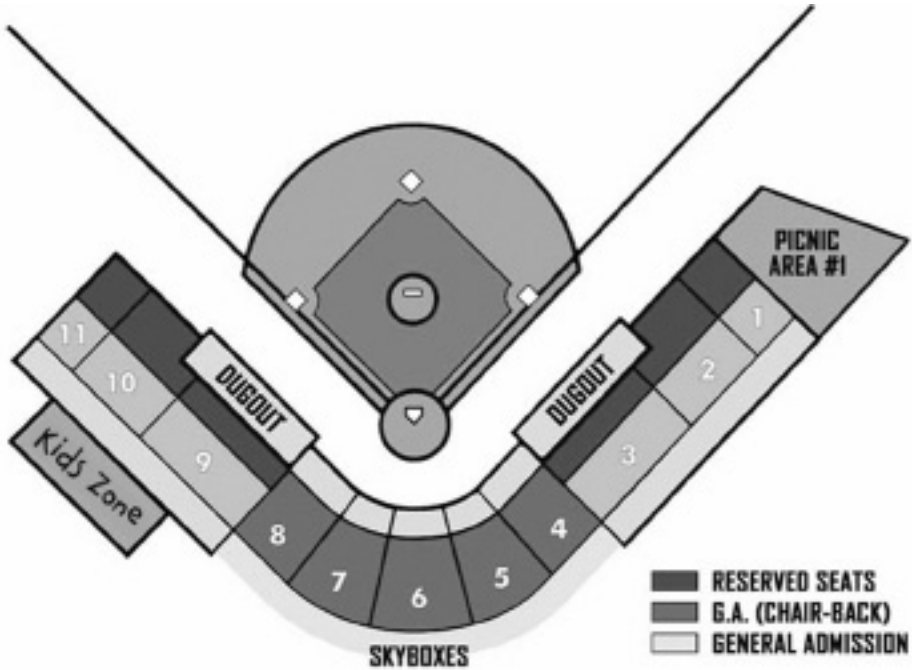
- 1 LEFT FIELD: 325'
- 2 CENTER FIELD: 390'
- 3 RIGHT FIELD: 325'
- 4 FENCE HEIGHT (LEFT-FIELD CORNER): 16'



### Did You Know?

In 2005, Hillcats INF Pat Magness led all of minor league baseball by drawing 141 walks... His closest competitor in the minors, Sacramento's Jack Cust, was issued 115 free passes... The previous Hillcats record for BBs in a season was 94, accomplished by Eddy Furniss in 1999... The Carolina League record for BBs in a season is 161, achieved in 1981 by Gerald Davis.

# HILLCATS TICKET INFORMATION



## LYNCHBURG CITY STADIUM 2014 TICKET PRICES

General Admission.....	\$9.00
General Admission-Senior Citizen* .....	\$7.00
General Admission-Kids* .....	\$7.00
Reserved .....	\$10.00
Reserved-Senior Citizen* .....	\$8.00
Reserved-Kids.....	\$8.00

\*Seniors: 60+ & Kids: 5-14, Kids 4 and Under are FREE!

### TICKET OFFICE HOURS OF OPERATION:

Monday-Friday: 9am-5pm

Saturday-Sunday: 12pm-5pm

E-mail: [tickets@lynchburg-hillcats.com](mailto:tickets@lynchburg-hillcats.com)

#### Did You Know?

In 2012 the Cats drew a single-season record of 169,367 fans to City Stadium. The previous record of 167,090 fans was established in 2009 at the recently renovated Lynchburg City Stadium. Prior to 2002, the Lynchburg attendance record of 127,883 stood for 53 seasons.



## KYLE WEST

### DIRECTOR OF BROADCASTING

Kyle West became the sixth Director of Broadcasting for the Hillcats after serving as the broadcast assistant for the 2014 season. West brings a wide range of experience to the booth after broadcasting NCAA Division I baseball, women's basketball, soccer, volleyball and wrestling as well as NCAA Division II football and basketball during his career. Before arriving in Lynchburg, West called football and basketball games on TV for West Liberty University, who advanced to the 2014 NCAA Division II National Championship game in men's basketball. West also provided play-by-play for live video streams of West Virginia University contests involving the women's soccer and women's basketball teams, which both advanced to the NCAA Tournament and finished the year nationally ranked. Prior to that, West worked for two years at the University of Kansas where he served as the play-by-play voice for the baseball and volleyball teams in addition to being the sports information director for men's golf and women's rowing. West graduated from the University of Kansas with a bachelor's degree in marketing.

---



## DANIEL KURISH

### BROADCAST ASSISTANT

Daniel Kurish will serve as the Hillcats broadcast assistant for the 2015 season after spending 2014 with the York Revolution of the Atlantic League. In addition to his play-by-play duties for the Revolution, Kurish was also the Operations Manager at WOYK 1350. He spent the 2013 season with the American League West Champion Oakland Athletics as the broadcast assistant. After the season, Kurish went to SportsNet New York, where he assisted with the Geno Auriemma Show, covering the University of Connecticut's women's basketball program during their undefeated, National Championship season. While completing his senior year at La Salle University in 2012, Kurish was the video intern for the Philadelphia Eagles. The Gilbert, Arizona native began broadcasting at La Salle in 2010. He announced baseball, softball, volleyball, and men's and women's basketball and soccer for WEXP Radio. Kurish was behind the mic for the men's basketball program's first post-season game in 20 years in 2012. He also served as the lead play-by-play voice throughout the 2013 season that saw the Explorers make a run to the Sweet 16 of the NCAA Tournament. Kurish was honored by the Philadelphia Broadcasters Association in 2012 with the Harry Kalas Award, an award presented to the best collegiate broadcaster in the Philadelphia area.

---



# STADIUM INFO & POLICIES

Lynchburg's goal is to provide wholesome, affordable entertainment in a fun-filled family atmosphere. The Hillcats strive to ensure everyone has the opportunity to have an enjoyable time at City Stadium. Please be respectful and courteous to all fans around you. The Hillcats do not tolerate profanity or rude and obnoxious behavior. If you have complaints about fan behavior, please notify a security officer or staff member. Lynchburg reserves the right to ask anyone to leave the park if management deems necessary to protect its family atmosphere.

**Front Office:** The Hillcats offices are located at ground level on the first-base side of the stadium. Access is gained through the foyer at the main entrance.

**Restrooms:** There are men's and women's restrooms located on the concourse level. A family bathroom is to the left of the main entrance steps on the third-base side of the concourse. For luxury box patrons only, there is a separate bathroom located in the luxury box area.

**Wheelchair Access:** Wheelchair access is available through the lobby elevator at ground level to the right of the main entrance. There are wheelchair accessible seats on the first and third base side.

**In Case of Rain:** Only on rare occasions will the Hillcats call a night game prior to 5 p.m. When Lynchburg postpones a game, area radio stations will be notified. If fans do not hear any mention of postponement but have questions, they are encouraged to call the office.

**Rain Checks:** If a legal game is not played (4-1/2 innings), fans may use their rain check for a ticket of equal or lesser value at any 2015 regular season game.

**Souvenir Store:** The Hillcats Souvenir Store (The Catty Shack) is located on the concourse level directly behind the press box. It has a wide variety of gifts and items, including T-shirts, sweatshirts, caps, helmets, stuffed animals, balls and pennants.

**Collecting Prizes and Lucky Number Gifts:** Fans who win a prize may collect it at the Information Booth located on the concourse level at the top of the steps.

**Lost and Found:** Articles that have been located are turned in to the Information Booth or the Hillcats office.

**Food and Beverages into Ballpark:** Outside food, beverages or containers, unless approved by either the President or General Manager, are not permitted in the stadium. Fans will be asked to return these containers to their vehicle or to the Hillcats office before admittance to the ballpark will be allowed. This is a Carolina League rule, and one that Lynchburg must strictly enforce. Any questions should be directed to the Hillcats front office.

**Smoking:** Smoking is not permitted in any of the seating sections. However, smoking is permitted in designated areas along the concourse.

# CITY STADIUM GROUND RULES

1. The entire screen behind home plate is in play. Any beams or structures above the screen are out of play.
2. The railing in front of the dugouts is in play. A player may lean over the railing to make a catch, but both feet must remain on the ground.
3. The dugout steps are out of play. No catch can be made on the steps or in the dugout.
4. The railing in front of the first base picnic area is in play. A player may lean over the railing to make a catch, but must keep both feet on the ground. A ball that goes into the picnic area is dead.
5. The bullpen areas are in play. A ball going into the bullpen area without hitting a player is live. A ball that goes under the visitor's bullpen bench and gets "hung up" is dead.
6. The tarp is in play unless a ball "hangs up" in the tarp. A player may lean on the tarp to make a catch, but both feet must remain on the ground.
7. A batted ball that hits the windscreen above the batter's eye in centerfield is a home run.
8. A batted ball that hits the Jim Bibby sign is a home run.
9. A batted ball that hits the message center, scoreboard or the signs that are part of the scoreboard and message center is a home run.
10. A batted ball that hits the outfield lights or poles is a home run.
11. If a thrown ball goes out of play, judgment is subject to the rule book.

## HILLCATS FIELD TIMES

### 6:30 p.m. Games

3:20-3:30	Hillcats Infield	3:30-4:15	Hillcats BP
4:15-5:15	Visitors BP	5:15-5:25	Visitors Infield
5:25-5:30	Clear Field	5:30-6:25	Field Preparations

### 2:00 p.m. Games

10:50-11:00	Hillcats Infield	11:00-11:45	Hillcats BP
11:45-12:45	Visitors BP	12:45-12:55	Visitors Infield
12:55-1:00	Clear Field	1:00-1:55	Field Preparations

### VISITING TEAM HOTEL

Microtel Inn & Suites by Wyndham  
5704 Seminole Ave.  
Lynchburg, VA 24502  
Phone: 434-239-2300

### UMPIRES HOTEL

Extended Stay America  
1910 University Blvd.  
Lynchburg, VA 24514  
Phone: 434-239-8863

### VISITING CLUB WORKOUT FACILITY

Golds Gym  
2505 Wards Rd.  
Lynchburg, VA 24502  
Phone: 434-237-4157



TO LECT	TIME	AT BAT	BALL	STRIKE	OUT	SAM WALTZ								
	9:42		0	0	0									
		1	2	3	4	5	6	7	8	9	10	RUNS	HITS	ERR
	WILSON'S	0	10	000	0	3	10					5	12	0
	ROCKS	000	000	000	000							0	0	1



LYNCHBURG  
**LH**<sup>TM</sup>

# 2014 REVIEW

# 2014 DAY-BY-DAY RESULTS

## FIRST HALF

GAME	DATE	RESULT	INN	WINNER	LOSER	SAVE	ATT	TOG	REC.	POS	GB
1. FRE	4/3	L, 2-6	9	Branden Kline (1-0)	Lucas Sims (0-1)		3,574	2:40	0-1	T-3	1.0
2. FRE	4/4	W, 6-5	10	Zach Jadofsky (1-0)	Matt Price (0-1)		1,628	3:11	1-1	T-2	1.0
3. FRE	4/5	W, 4-3	9	Nate Hyatt (1-0)	Lex Rutledge (0-1)		3,096	2:39	2-1	T-1	-
4. FRE	4/6	L, 2-6	9	Brady Wager (1-0)	Zach Jadofsky (1-1)		1,304	3:00	2-2	T-1	-
5. @POT	4/8	W, 10-7	9	Matt Marksberry (1-0)	Nick Lee (0-1)	Brandon Cunniff (1)	3,413	3:08	3-2	1	-
6. @POT	4/9	W, 9-1	9	Lucas Sims (1-1)	Brian Rauh (0-1)		1,058	2:31	4-2	1	-
7. @POT	4/10	L, 5-7	9	Dakota Bacus (1-0)	Eric Pfisterer (0-1)	Robert Benincasa (2)	5,918	2:30	4-3	1	-
8. @ FRE	4/11	W, 1-0	9	Wes Parsons (1-0)	Brady Wager (1-1)	Brandon Cunniff (2)	3,155	2:21	5-3	1	-
9. @ FRE	4/12	W, 8-1	9	Alex Wilson (1-0)	Mark Blackmar (0-1)		4,926	2:45	6-3	1	-
10. @FRE	4/13	L, 6-12	9	Lex Rutledge (1-1)	Patrick Scoggin (0-1)		4,808	3:05	6-4	1	-
11. @FRE	4/14	W, 5-4	12	Nate Hyatt (2-0)	Matt Hobgood (0-1)		2,537	3:18	7-4	1	-
12. WIL	4/16	L, 2-7	7	Miguel Almonte (2-0)	Wes Parsons (1-1)		-	1:54	7-5	T-1	-
13. WIL	4/16	W, 3-2	7	Greg Ross (1-0)	Yender Caramo (0-2)	Alex Wilson (1)	1,454	1:55	8-5	T-1	-
14. WIL	4/17	L, 2-4	9	Jonathan Dziejdzic (3-0)	Jarett Miller (0-1)	Kyle Bartsch (1)	1,358	2:41	8-6	T-1	-
15. POT	4/18	W, 7-6	12	Brandon Cunniff (1-0)	Dakota Bacus (1-1)		1,906	3:19	9-6	1	-
16. POT	4/19	L, 4-10	9	Brian Rauh (1-1)	Eric Pfisterer (0-2)		3,374	3:09	9-7	T-1	-
17. POT	4/20	L, 5-6	9	Ronald Pena (1-0)	Lucas Sims (1-2)	Robert Benincasa (5)	1,132	2:33	9-8	2	1.0
18. POT	4/21	L, 2-4	9	Brian Dupra (3-0)	Greg Ross (1-1)	Dakota Bacus (1)	1,252	2:33	9-9	2	2.0
19. @SAL	4/23	L, 2-4	9	Corey Littrell (1-1)	Jarett Miller (0-2)	Dayan Diaz (1)	1,524	2:32	9-10	2	2.0
20. @SAL	4/24	L, 5-8	9	Kyle Stroup (1-0)	Alex Wilson (1-1)	Justin Haley (1)	3,601	2:50	9-11	T-2	3.0
21. @SAL	4/25	L, 0-10	9	Brian Johnson (3-1)	Patrick Scoggin (0-2)	Kyle Martin (1)	2,206	2:30	9-12	T-2	3.5
22. @POT	4/26	L, 2-6	9	Ronald Pena (2-0)	Lucas Sims (1-3)		4,973	2:27	9-13	T-3	4.5
23. @POT	4/27	L, 5-6	9	Brett Mooneyham (2-1)	Colby Holmes (0-1)		5,481	2:43	9-14	4	5.5
24. @POT	4/28	L, 5-6	9	Derek Self (1-0)	Nate Hyatt (2-1)		1,258	2:55	9-15	4	5.5
25. SAL	5/1	L, 4-6	9	Justin Haley (2-0)	Clay Schrader (0-1)		1,332	3:10	9-16	4	5.5
26. SAL	5/2	W, 7-2	9	Lucas Sims (2-3)	William Cuevas (1-4)		2,716	2:40	10-16	4	5.5
27. SAL	5/3	W, 5-3	9	Zach Jadofsky (2-1)	Simon Mercedes (1-3)	Brandon Cunniff (3)	3,974	3:13	11-16	T-3	4.5
28. SAL	5/4	W, 7-1	9	Greg Ross (2-1)	Luis Diaz (2-3)		2,714	2:42	12-16	T-3	4.5
29. CAR	5/5	L, 3-10	9	Michael Peoples (1-2)	Jarett Miller (0-3)		850	2:51	12-17	T-3	5.5
30. CAR	5/6	L, 3-5	10	Rob Nixon (1-2)	Nate Hyatt (2-2)	Louis Head (7)	950	2:49	12-18	T-3	6.5
31. CAR	5/7	L, 7-8	9	Elvis Araujo (1-1)	Benino Pruneda (0-1)	Benny Suarez (1)	1,484	3:05	12-19	4	6.5
32. @WIL	5/8	W, 9-2	9	Lay Batista (1-0)	Jonathan Dziejdzic (3-2)	Alex Wilson (2)	3,852	2:26	13-19	T-3	5.5
33. @WIL	5/9	L, 2-3	9	Mark Peterson (1-0)	Matt Chaffee (0-1)		4,990	2:40	13-20	4	5.5
34. @WIL	5/10	W, 3-2	9	Jarett Miller (1-3)	Daniel Stumpf (1-5)	Nate Hyatt (1)	5,168	2:37	14-20	4	5.5
35. @WIL	5/11	W, 5-4	9	Wes Parsons (2-1)	Glenn Sparkman (1-1)	Zach Jadofsky (1)	3,843	2:48	15-20	T-2	4.5
36. @CAR	5/12	W, 11-8	9	Lucas Sims (3-3)	Cole Sulser (0-4)		1,046	2:59	16-20	T-2	4.5
37. @CAR	5/13	L, 5-13	9	Shawn Morimando (4-2)	Lay Batista (1-1)	Louis Head (8)	5,954	3:11	16-21	T-3	4.5
38. @CAR	5/14	W, 5-3	9	Greg Ross (3-1)	D.J. Brown (2-3)	Nate Hyatt (2)	1,788	2:50	17-21	T-2	3.5
39. WIL	5/16	L, 1-5	7	Glenn Sparkman (2-1)	Jarett Miller (1-4)		-	2:09	17-22	T-3	4.0
40. WIL	5/16	W, 7-1	7	Wes Parsons (3-1)	Daniel Stumpf (1-6)		3,220	2:09	18-22	T-2	3.0
41. WIL	5/17	W, 5-1	9	Lucas Sims (4-3)	Miguel Almonte (2-2)	Alex Wilson (3)	4,614	2:31	19-22	T-2	2.5
42. WIL	5/18	L, 4-5	9	Johnny Walter (1-0)	Benino Pruneda (0-2)	Mark Peterson (8)	1,430	2:59	19-23	T-2	3.5
43. @POT	5/20	W, 10-1	7	Colby Holmes (1-1)	Kylin Turnbull (0-1)		1,886	2:21	20-23	3	3.5
44. @POT	5/21	L, 2-3	7	Sammy Solis (1-0)	Wes Parsons (3-2)	Robert Benincasa (8)	-	2:10	20-24	T-3	4.5
45. @POT	5/21	W, 3-2	7	Jarett Miller (2-4)	Ian Dickson (1-3)	Alex Wilson (4)	1,009	1:57	21-24	T-3	3.5
46. @POT	5/22	W, 6-4	9	Lucas Sims (5-4)	John Simms (0-2)	Benino Pruneda (1)	2,479	2:48	22-24	3	2.5
47. W-S	5/23	W, 10-4	9	Lay Batista (2-1)	Braulio Ortiz (0-4)		4,773	2:57	23-24	3	1.5
48. W-S	5/24	L, 2-5	9	Brad Goldberg (1-4)	Matt Chaffee (0-2)	Brandon Hardin (4)	4,288	2:49	23-25	3	1.5
49. W-S	5/25	W, 2-0	9	Greg Ross (4-1)	J.B. Wendelken (4-5)	Alex Wilson (5)	1,520	2:03	24-25	3	1.5
50. W-S	5/26	W, 7-6	9	Benino Pruneda (1-2)	Kyle Hansen (2-2)		2,436	2:47	25-25	3	0.5
51. FRE	5/27	W, 9-6	9	Alex Wilson (2-1)	Matt Hauser (0-3)	Ryan Kelly (1)	1,258	2:39	26-25	2	0.5
52. FRE	5/28	W, 5-4	10	Zach Jadofsky (3-1)	Matt Price (1-4)		1,814	2:28	27-25	2	0.5
53. FRE	5/29	W, 6-3	9	Alex Wilson (3-1)	Miguel Chalas (0-3)	Ryan Kelly (2)	2,910	2:36	28-25	1	-
54. @W-S	5/30	W, 6-4	11	Matt Chaffee (1-2)	Jefferson Olacio (0-1)	Ryan Kelly (3)	6,817	3:39	29-25	1	-
55. @W-S	5/31	L, 1-4	9	Tony Bucciferro (4-5)	Jarett Miller (2-5)	Brad Goldberg (1)	5,214	2:29	29-26	1	-
56. @W-S	6/1	W, 5-4	9	Wes Parsons (4-2)	Braulio Ortiz (0-5)	Alex Wilson (6)	3,460	2:55	30-26	1	-
57. @W-S	6/2	L, 5-6	9	Zach Isler (1-3)	Ryan Kelly (0-1)		2,355	3:02	30-27	2	0.5
58. MYR	6/3	L, 1-6	9	Sam Wolff (5-3)	Lay Batista (2-2)		1,492	2:59	30-28	2	0.5
59. MYR	6/4	L, 1-7	6	Jason Knapp (1-1)	Greg Ross (4-2)		2,410	1:44	30-29	2	1.5
60. MYR	6/5	L, 2-9	9	Will Lamb (1-1)	Jarett Miller (2-6)		2,072	2:59	30-30	2	2.5
61. SAL	6/6	W, 2-1	9	Ryan Kelly (1-1)	Kyle Kraus (2-2)		3,004	2:31	31-30	2	2.5
62. SAL	6/7	L, 6-7	9	Kyle Martin (3-1)	Alex Wilson (3-2)	Dayan Diaz (4)	2,948	3:21	31-31	2	3.5
63. SAL	6/8	W, 12-11	9	Nate Hyatt (3-2)	Kyle Kraus (2-3)		1,386	3:39	32-31	2	2.5
64. @MYR	6/9	L, 0-5	9	Alex Claudio (4-0)	Greg Ross (4-3)		2,031	2:44	32-32	2	3.5
65. @MYR	6/10	W, 4-3	9	Jarett Miller (3-6)	Cody Buckel (1-4)	Ryan Kelly (4)	2,251	3:02	33-32	2	2.5
66. @MYR	6/11	L, 3-6	9	Jose Monegro (2-0)	Wes Parsons (4-3)	Abel De Los Santos (5)	3,403	2:51	33-33	2	3.0
67. @SAL	6/12	L, 0-6	9	Luis Diaz (6-3)	Cody Scarpetta (0-1)		2,660	3:08	33-34	2	4.0
68. @SAL	6/13	L, 1-6	9	Kyle Kraus (3-3)	Lucas Sims (5-4)		4,338	3:06	33-35	2	4.0
69. @SAL	6/14	W, 6-3	9	Greg Ross (5-3)	Kyle Stroup (1-2)	Ryan Kelly (5)	6,368	3:13	34-35	2	3.5
70. @SAL	6/15	L, 5-6	9	Nate Reed (1-0)	Zach Jadofsky (3-2)		5,895	3:46	34-36	2	4.5

# 2014 DAY-BY-DAY RESULTS

## SECOND HALF

GAME	DATE	RESULT	INN	WINNER	LOSER	SAVE	ATT	TOG	REC.	POS	GB
71. POT	6/19	W, 10-3	9	Ronan Pacheco (1-0)	Ian Dickson (1-5)	Alex Wilson (7)	1,898	2:52	1-0	1	+1.0
72. POT	6/21	L, 2-10	9	Matthew Spann (5-1)	Lucas Sims (5-5)		4,272	2:48	1-1	T-1	-
73. W-S	6/22	W, 8-3	9	Cody Scarpetta (1-1)	Kyle Hansen (3-4)		1,638	2:33	2-1	T-1	-
74. W-S	6/23	W, 6-5	10	Ronan Pacheco (2-0)	Braulio Ortiz (0-7)		1,590	3:25	3-1	T-1	-
75. W-S	6/24	L, 1-3	9	Tony Bucciferro (6-5)	Wes Parsons (4-4)	Euclides Leyer (3)	1,402	2:25	3-2	3	1
76.@WIL	6/25	W, 11-7	9	Navery Moore (1-0)	Yender Caramo (2-5)	Nate Hyatt (3)	3,972	2:55	4-2	2	1
77.@WIL	6/26	W, 5-1	9	Lucas Sims (6-5)	Sean Manaea (2-7)		4,497	2:29	5-2	T-1	-
78.@WIL	6/27	W, 5-0	9	Cody Scarpetta (2-1)	Glenn Sparkman (3-2)		5,955	2:32	6-2	1	+0.5
79. MYR	6/28	L, 3-8	9	Luis Parra (6-4)	Daniel Watts (0-1)		3,250	2:58	6-3	1	+0.5
80. MYR	6/29	W, 10-7	9	Alex Wilson (4-2)	Jason Knapp (1-2)		1,496	3:14	7-3	1	+0.5
81. MYR	6/30	L, 6-9	9	Martire Garcia (1-0)	Zach Jadofsky (3-3)	Jose Leclerc (7)	1,690	2:49	7-4	1	+0.5
82.@CAR	7/1	L, 3-8	9	Shawn Morimando (8-2)	Lucas Sims (6-6)		2,092	3:06	7-5	1	+0.5
83.@CAR	7/2	L, 2-4	9	Ryan Merritt (9-2)	Cody Scarpetta (2-2)	Elvis Araujo (8)	2,496	3:09	7-6	1	+0.5
84.@CAR	7/3	L, 4-10	9	Michael Peoples (5-7)	Daniel Watts (0-2)		4,041	3:33	7-7	T-1	-
85. FRE	7/4	W, 8-4	9	Jarett Miller (4-6)	Jimmy Yacabonis (0-2)	Alex Wilson (8)	5,652	2:48	8-7	1	+1.0
86. FRE	7/5	L, 3-17	9	Branden Kline (5-3)	Wes Parsons (4-5)	Dennis Torres (1)	3,951	3:03	8-8	T-2	0.5
87. FRE	7/6	L, 3-6	9	Sebastian Vader (1-0)	Lucas Sims (6-7)	Jesse Beal (1)	1,378	2:37	8-9	T-2	0.5
88. CAR	7/7	W, 5-4	9	Cody Scarpetta (3-2)	Shawn Morimando (8-3)	Alex Wilson (9)	1,556	2:58	9-9	T-1	-
89. CAR	7/8	L, 4-12	9	Josh Martin (4-4)	Zach Jadofsky (3-4)		1,346	3:11	9-10	T-2	0.5
90. CAR	7/9	L, 4-5	9	Michael Peoples (6-7)	Ronan Pacheco (2-1)	Ben Heller (1)	1,410	2:59	9-11	T-3	1
91. CAR	7/10	L, 6-11	9	Clayton Cook (1-3)	Nate Hyatt (3-3)		2,740	3:13	9-12	4	1.5
92.@MYR	7/11	L, 1-2	9	Andrew Faulkner (8-1)	Lucas Sims (6-8)	Abel De Los Santos (7)	3,866	2:59	9-13	4	2.5
93.@MYR	7/12	L, 6-8	9	Victor Payano (4-6)	Cody Scarpetta (3-3)	Jose Leclerc (10)	3,222	3:08	9-14	4	3.5
94.@MYR	7/13	W, 7-1	9	Daniel Watts (1-2)	Luis Parra (7-5)		3,964	3:15	10-14	T-3	3.5
95.@MYR	7/14	W, 6-2	9	Jarett Miller (5-6)	Justin Sprenger (0-2)		5,622	2:46	11-14	3	3
96. CAR	7/16	L, 3-4	9	Jacob Lee (2-0)	Brady Feigl (0-1)	Grant Sides (2)	2,434	2:46	11-15	3	2.5
97. CAR	7/17	W, 2-1	9	Cody Fassold (1-0)	Benny Suarez (1-3)		2,112	2:34	12-15	3	2
98. CAR	7/18	W, 2-2	9	Daniel Watts (2-2)	Cole Sulser (3-9)	Alex Wilson (10)	3,410	2:28	13-15	3	1.5
99.@WIL	7/19	W, 6-4	9	Jarett Miller (6-6)	Miguel Almonte (5-6)	Cody Fassold (1)	4,261	2:50	14-15	3	1.0
100.@WIL	7/20	W, 6-5	9	Blair Walters (1-0)	Luis Santos (2-2)	Alex Wilson (11)	3,917	2:49	15-15	2	1
101.@WIL	7/21	L, 0-1	9	Blake Wood (2-1)	Lucas Sims (6-9)	Mark Peterson (21)	4,842	2:14	15-16	3	2
102. SAL	7/22	L, 0-10	9	Pat Light (4-5)	Cody Scarpetta (3-4)	Kyle Kraus (2)	1,804	2:54	15-17	4	2
103. SAL	7/23	L, 3-12	9	Joe Gunkel (2-3)	Daniel Watts (2-3)		2,232	3:19	15-18	4	2.5
104. SAL	7/24	W, 5-0	9	Jarett Miller (7-6)	Simon Mercedes (2-7)		1,858	2:38	16-18	4	2
105.@FRE	7/25	W, 11-1	9	Blair Walters (2-0)	Branden Kline (6-5)		6,775	2:47	17-18	3	2
106.@FRE	7/26	W, 6-3	9	Lucas Sims (7-9)	Sebastian Vader (1-3)	Alex Wilson (12)	9,212	2:34	18-18	3	2
107.@FRE	7/27	W, 8-3	9	David Peterson (1-0)	Matt Hobgood (2-3)		4,533	2:42	19-18	T-2	2
108. WIL	7/29	W, 4-2	9	Mauricio Cabrera (1-0)	Andrew Edwards (0-1)	Alex Wilson (13)	2,248	2:07	20-18	2	0.5
109. WIL	7/30	L, 2-4	9	Luis Santos (3-2)	Jarett Miller (7-7)	Kyle Bartsch (2)	3,492	2:43	20-19	T-2	0.5
110. WIL	7/31	W, 4-3	5	Blair Walters (3-0)	Aroni Nina (2-1)		4,036	1:43	21-19	T-1	-
111.@W-S	8/1	L, 2-3	9	Raul Fernandez (1-0)	David Peterson (1-1)		4,659	3:02	21-20	2	1
112.@W-S	8/2	L, 4-5	9	Brandon Brennan (1-0)	Cody Scarpetta (3-4)	Brandon Hardin (5)	5,922	3:24	21-21	T-2	1.5
113.@W-S	8/3	L, 1-5	9	Tyler Danish (5-2)	Daniel Watts (2-5)		5,086	2:12	21-22	T-2	3
114.@SAL	8/5	W, 13-5	9	Jarett Miller (8-7)	Simon Mercedes (2-9)		2,087	3:32	22-22	2	3
115.@SAL	8/6	W, 2-1	14	Brady Feigl (1-1)	Matt Gedman (0-1)	Benino Pruneda (2)	2,448	4:05	23-22	2	3
116.@SAL	8/7	L, 2-5	9	Jacob Dahlstrand (2-0)	Cody Scarpetta (3-6)	Kyle Kraus (3)	3,218	2:13	23-23	2	4
117. W-S	8/8	W, 4-3	9	Cody Fassold (2-0)	Raul Fernandez (1-1)	Alex Wilson (14)	2,550	3:03	24-23	2	3.5
118. W-S	8/9	W, 4-1	9	Nate Hyatt (4-3)	Jose Bautista (1-1)	Alex Wilson (15)	2,096	2:31	25-23	2	3
119. W-S	8/10	W, 2-1	9	Brady Feigl (2-1)	Ben Brewster (0-1)		2,815	2:32	26-23	2	2.5
120.@W-S	8/12	W, 9-3	9	Blair Walters (4-0)	James Dykstra (2-2)		3,999	3:03	27-23	2	2
121.@W-S	8/13	W, 4-3	9	Benino Pruneda (2-2)	Raul Fernandez (1-2)	David Peterson (1)	5,410	3:18	28-23	2	0.5
122.@W-S	8/14	L, 4-5	9	Sean Hagan (2-0)	Mauricio Cabrera (1-1)	Zach Isler (2)	5,942	2:35	28-24	T-1	-
123.@FRE	8/15	L, 7-8	9	Jesse Beal (2-1)	Navery Moore (1-1)	Lex Rutledge (4)	6,198	3:00	28-25	2	1
124.@FRE	8/16	L, 1-6	9	Sebastian Vader (2-4)	Jarett Miller (8-8)	Dennis Torres (6)	9,013	2:27	28-26	2	2
125.@FRE	8/17	L, 2-7	9	Mark Blackmar (8-1)	Blair Walters (4-1)	Escat Escat (1)	5,114	2:22	28-27	2	3
126. POT	8/19	L, 2-3	7	Travis Henke (4-1)	Brady Feigl (2-2)	Gilberto Mendez (12)	1,686	2:05	28-28	T-2	4
127. POT	8/20	L, 1-8	7	Dakota Bacus (5-6)	Wes Parsons (4-6)		-	2:19	28-29	3	5
128. POT	8/20	L, 0-3	7	Pedro Encarnacion (3-4)	Lucas Sims (7-10)		1,846	1:50	28-30	3	6
129. MYR	8/22	L, 2-8	9	Ryan Bores (1-4)	Jarett Miller (8-9)		2,978	1:50	28-31	3	7
130. MYR	8/23	W, 2-0	6	Blair Walters (5-1)	Chad James (4-3)	Brady Feigl (1)	3,975	1:16	29-31	3	6.5
131. MYR	8/24	W, 6-5	11	Cody Fassold (3-0)	Abel De Los Santos (5-2)		2,714	3:21	30-31	T-2	6
132. MYR	8/25	L, 4-10	9	Chad Bell (6-3)	Wes Parsons (4-7)		3,522	2:50	30-32	T-2	6
133.@CAR/8/26	L, 3-4	9	Adam Plutko (4-9)	Lucas Sims (7-11)	Josh Martin (3)	2,291	2:59	30-33	T-2	7	
134.@CAR/8/27	W, 6-2	9	Brady Feigl (3-2)	Cole Sulser (4-13)		1,499	3:08	31-33	T-2	7.5	
135.@CAR/8/28	W, 6-2	9	Blair Walters (6-1)	D.J. Brown (3-8)		1,952	2:43	32-33	2	6.5	
136.@CAR/8/29	W, 5-4	10	Nate Hyatt (5-3)	Grant Sides (4-2)	Alex Wilson (16)	5,482	3:45	33-33	2	5.5	
137.@MYR/8/30	L, 2-5	9	Cody Kendall (1-1)	Alex Wilson (4-3)	Jose Leclerc (14)	3,487	2:35	33-34	T-2	5.5	
138.@MYR/8/31	W, 2-1	9	Lucas Sim (8-11)	Luis Para (10-7)	David Peterson (2)	4,068	2:35	34-34	2	6	
139.@MYR/9/1	L, 2-3	9	Cody Buckel (5-6)	Navery Moore (1-2)		3,301	2:16	34-35	2	7	



**DOUBLE NO-NO, WHAT DOES THIS MEAN!?:** The Hillcats carved their names into the history books on June 26 and 27, as they became the 11th minor league team to pitch back-to-back no-hitters...On Thursday night, RHP **Lucas Sims** combined with RHP **Alex Wilson** to no-hit the Wilmington Blue Rocks...It was the first no-hitter for the Hillcats since RHP **Aaron Northcraft** held the Salem Red Sox hitless over seven innings in game two of a doubleheader on June 22, 2012...One night later, RHP **Cody Scarpetta** retired the first 17 batters he faced before walking one to end

the perfect game...He would allow just one other baserunner, a hit batter in the seventh, before completing seven no-hit innings...RHP **Benino Pruneda** finished the no-no by walking one and striking out two in the eighth and ninth, including the final batter of the game...The last time a team had thrown two no-hitters in a row was in August 5 and 6, 1972, when Quebec did it against Pawtucket in the Eastern League...The last time a Carolina League team accomplished the feat was May 15, 1966 when Rocky Mount no-hit Greensboro in both ends of a doubleheader...

**STAR OF STARS:** OF **Kyle Wren** was a late addition to the Carolina League All-Star team after Myrtle Beach Pelican OF Nick Williams was unable to participate... Wren went 2-for-3 with an RBI and two stolen bases against the California League All-Stars in the showcase held on June 17 in Wilmington and was named the Carolina League Star of Stars...The California League won the game 3-2 despite Wren's efforts...Wren finished the first half of the season ranked second in the league in stolen bases (31), second in hits (77), third in at-bats (259), fifth in fewest total plate appearances per strikeout ratio (8.19) and ninth in batting (.297)...

**MOVIN' ON UP:** Along with Kyle Wren, Lynchburg's two other midseason All-Stars, 2B **Jose Peraza** and RHP **Greg Ross**, were promoted to Double-A Mississippi shortly after the All-Star Break...Peraza finished the first half on a season-best 14-game hitting streak...The 20-year-old batted .426 (26-for-61) with three doubles, four triples, a home run, six RBIs, and 12 runs scored during that span...At the time of his promotion, Peraza led the Carolina League in numerous categories, including batting average (.342), hits (97), at-bats (284) and stolen bases (35)...He had 20 more hits than anyone else in the circuit and ranked fourth in runs scored (44)...Ross held a 5-3 record with a 5.30 ERA at the time of his promotion to Mississippi...He appeared in 15 games for the Hillcats, which included 11 starts... Ross struck out two batters as part of his scoreless inning of relief in the Carolina League-California League All-Star game...

# 2014 INDIVIDUAL STATISTICS

PLAYER	AVG	G	AB	R	H	2B	3B	HR	RBI	BB	SO	SB
Ahrens, Kevin	.266	129	478	68	127	41	1	7	65	48	82	2
Bello, Yenier	.333	7	24	2	8	1	0	0	1	0	2	0
Bloxom, Justin	.244	44	160	14	39	13	2	2	20	22	28	3
Brown, Blake	.261	50	161	20	42	9	1	1	17	24	50	9
Camargo, Johan	.259	17	58	7	15	2	0	1	6	1	13	0
Carroll, Daniel	.201	63	189	28	38	11	0	3	18	22	62	18
Castro, Daniel	.292	70	257	33	75	16	3	1	34	10	20	7
Elander, Josh	.219	37	137	19	30	9	0	2	21	20	32	6
Garcia, Eric	.238	82	277	39	66	14	1	0	23	34	50	9
Godfrey, Sean	.333	11	42	3	14	4	1	0	6	1	9	4
Hyams, Levi	.238	108	370	50	88	21	6	2	41	48	82	2
Kleinknecht, Barrett	.000	5	11	0	0	0	0	0	0	3	4	0
Landoni, Emerson	.270	52	185	23	50	6	0	1	21	21	36	1
Martinez, Jose	.319	66	257	32	82	14	3	4	34	26	37	5
Nick, David	.294	73	282	41	83	13	4	6	35	19	58	5
Nunez, Anthony	.175	15	40	7	7	1	0	0	8	5	10	0
Odom, Joseph	.205	61	185	18	38	7	0	6	20	29	48	1
Peraza, Jose	.342	66	284	44	97	13	8	1	27	10	32	35
Piloto, Alejandro	.133	15	45	2	6	0	1	0	7	6	15	1
Sanchez, Edison	.218	60	211	17	46	13	0	1	19	13	68	1
Skinner, Will	.253	109	392	60	99	31	1	11	52	27	122	5
Tewell, Tyler	.251	80	283	40	71	12	3	8	45	12	44	0
Wren, Kyle	.296	76	291	46	86	10	4	0	27	30	39	33
<b>Team Total</b>	<b>.261</b>	<b>139</b>	<b>4619</b>	<b>613</b>	<b>1207</b>	<b>261</b>	<b>39</b>	<b>57</b>	<b>541</b>	<b>431</b>	<b>943</b>	<b>146</b>

PITCHER	W-L	ERA	G	GS	CG	SV	IP	H	R	ER	BB	SO
Batista, Lay	2-2	6.61	8	8	0	0	31.1	38	24	23	11	25
Bierman, Sean	0-0	2.84	6	0	0	0	6.1	5	3	2	4	7
Cabrera, Mauricio	1-1	5.59	19	3	0	0	29.0	24	22	18	19	28
Carela, Daniel	0-0	0.00	2	0	0	0	2.0	1	0	0	2	2
Chaffee, Matt	1-2	8.63	20	0	0	0	24.0	30	26	23	22	32
Cunniff, Brandon	1-0	0.00	9	0	0	3	15.2	5	1	0	7	21
Fassold, Cody	3-0	1.46	0	0	0	1	12.1	10	2	2	10	15
Feigl, Brady	3-2	2.05	13	0	0	1	22.0	11	5	5	4	23
Holmes, Colby	1-1	4.91	4	0	0	0	7.1	10	4	4	1	7
Hyatt, Nate	5-3	2.71	37	0	0	3	63.0	60	26	19	27	73
Jadofsky, Zach	3-4	5.51	27	2	0	1	50.2	51	32	31	21	43
Kelly, Ryan	1-1	2.25	8	0	0	5	12.0	4	3	3	2	14
Marksberry, Matt	1-0	10.80	2	0	0	0	3.1	4	4	4	2	2
Miller, Jarrett	8-9	4.04	29	28	0	0	151.1	164	76	68	50	127
Moore, Navery	1-2	5.20	0	0	0	0	45.0	57	33	26	19	42
Pacheco, Ronan	2-1	4.59	20	0	0	0	33.1	31	18	17	20	18
Parsons, Wes	4-7	5.00	23	23	0	0	113.1	119	73	63	34	96
Peterson, David	1-1	4.50	19	0	0	0	30.0	39	15	15	7	29
Pfisterer, Eric	0-2	6.87	9	0	0	0	18.1	22	19	14	7	21
Pruneda, Benino	2-2	5.82	31	0	0	2	43.1	48	29	28	22	50
Ross, Greg	5-3	3.50	15	11	0	0	79.2	78	34	31	18	66
Scarpetta, Cody	3-6	4.50	12	11	0	0	58.0	53	36	29	29	52
Schrader, Clay	0-1	9.00	3	0	0	0	4.0	5	5	4	7	2
Scroggin, Patrick	0-2	8.74	7	1	0	0	11.1	16	16	11	11	8
Sims, Lucas	8-11	4.19	28	28	0	0	156.2	146	81	73	57	107
Walters, Blair	6-1	2.33	8	7	0	0	46.1	41	12	12	11	33
Waszak, Andrew	0-0	9.20	5	4	0	0	14.2	22	18	15	8	9
Watts, Daniel	2-4	4.59	14	13	0	0	66.2	74	41	34	22	60
Wilson, Alex	4-3	4.36	42	0	0	16	62.1	49	14	14	18	57
<b>Team Totals</b>	<b>68-71</b>	<b>4.36</b>	<b>139</b>	<b>139</b>	<b>0</b>	<b>34</b>	<b>1208.0</b>	<b>1212</b>	<b>669</b>	<b>585</b>	<b>468</b>	<b>1063</b>

# 2014 AT A GLANCE

## HILLCATS BY THE NUMBERS

Overall Record.....	68-71
Home.....	33-36
Road.....	35-35
Longest Win Streak.....	6
Longest Losing Streak.....	10
Most Runs (Game).....	13
Most Runs Allowed (Game).....	17
Most Hits (Game).....	20
Most Hits Allowed (Game).....	19
Biggest Comeback Win.....	8
Largest Blown Lead.....	4
Largest Margin of Victory.....	10
Largest Margin of Defeat.....	14
Place (Northern Division).....	2nd
Games Back.....	11.5
First Half Record/Place.....	34-36/2nd
Second Half Record/Place.....	34-35/2nd

## TEAM BATTING RANKINGS

Average.....	261 - 2nd
Runs.....	613 - 4th
Hits.....	1,207 - 1st
Home Runs.....	57 - 8th
Walks.....	431 - 5th
Strikeouts.....	943 - Fewest
Stolen Bases.....	146 - 2nd
Caught Stealing.....	58 - 2nd Most

## TEAM PITCHING RANKINGS

ERA.....	4.36 - 8th
Hits.....	1,212 - 7th
Complete Games.....	0 - 8th
Shutouts.....	5 - 7th
Saves.....	34 - T-4th
Home Runs Against.....	92 - Most
Walks.....	468 - 3rd Most
Strikeouts.....	1,063 - 3rd

## 2014 INDIVIDUAL GAME HIGH

ABs.....	6 (18x; last Garcia and Nick, 8/12 @ W-S)
Hits.....	5 (Kevin Ahrens, 6/8 vs. SAL)
Hitting Streak.....	16 (Kyle Wren, 5/28-6/12)
Current Hit Streak.....	5 (Blake Brown)
HRs.....	2 (2x; Joe Odom, 6/23 vs. W-S and Tyler Tewell, 6/30 vs. MYR)
RBI.....	4 (9x; last Jose Martinez, 8/5 @ SAL)
Runs.....	3 (12x; last Blake Brown, 8/29 @ CAR)
SBs.....	4 (Kyle Wren, 4/17 vs. WIL)
BB.....	3 (6x; last:Blake Brown, 8/27)
Ks.....	5 (Will Skinner, 8/6 @ SAL)
Es.....	2 (6x; Bloxom, Garcia, Landoni, Nunez, Odom, Sims; last Sims, 7/21)
IP.....	8.0 (Greg Ross, 5/25 vs. W-S)
Scoreless IP Streak.....	18.1 (Alex Wilson, 6/14-7/20)
Scoreless IP Streak (starter).....	14.2 (Jarett Miller, 7/19-7/30)
Current Scoreless Streak.....	14.0 (Blair Walters)
Hits.....	11 (Jarett Miller, 5/31 @ W-S)
Runs.....	9 (2x; Wes Parsons, 7/5 vs. FRE and Daniel Watts, 7/23 vs. SAL)
Earned Runs.....	7 (7x; Batista, Miller, Parsons, Pruneda, Ross, Sims, Watts)
BBs.....	5 (Cody Scarpetta, 7/2 @ CAR)
Ks (starter).....	12 (Jarett Miller, 5/10 @ WIL)
Ks (reliever).....	6 (3x; Cunniff, 5/3; Feigl, 8/13; Pruneda, 8/13)

\*Set Hillcats All-Time Single-Game Record



**LA**<sup>TM</sup>

**HISTORY & RECORDS**

# ALL-TIME HILLCATS ROSTER

\***BOLD** indicates played in the Major Leagues

Players	Pos.	Year(s)
Abramavicius, Jason	LHP	1995
Adcock, Nathan	RHP	2009
Aguero, Ramon	RHP	2009
Aguirre, Rodolfo	RHP	2008
Ah Yat, Paul	LHP	1997-98
<b>Ahmed, Nick</b>	<b>SS</b>	<b>2012</b>
Ahrens, Kevin	INF	2014
<b>Albaladejo, Jonathan</b>	<b>RHP</b>	<b>2003-05</b>
Alcala, Jason	RHP	2001-04
Allen, Wyatt	RHP	2005
Alvarado, Carlos	RHP	1998-2001
Alvarez, Basilio	RHP	2004
<b>Alvarez, Pedro</b>	<b>3B</b>	<b>2009</b>
<b>Alvarez, Tony</b>	<b>OF</b>	<b>2001</b>
Alvarez, Victor	INF	2007-08
Amaro, Carlos	RHP	2007
Anderson, Franklin	C	1998-99
<b>Anderson, Jimmy</b>	<b>LHP</b>	<b>1995-96</b>
Anselment, Chase	C	2013-14
Antelo, Derek	RHP	2006-08
Antiqua, Nilson	C	1997-98
Arias, Kiely	LHP	2005
<b>Arroyo, Bronson</b>	<b>RHP</b>	<b>1997, 2000</b>
Asche, Michael	IF/OF	1996-98
Asprilla, Avelino	INF	2002-05
Astacio, Olivo	RHP	2007
Austin, Jacob	OF	1995
Avery, James	RHP	2010
Ayers, Mike	LHP	1997-99
Barksdale, James	OF	2008
Barns, B.J.	OF	2000-02
Bass, Jayson	OF	2001
Batista, Lay	RHP	2014
Bauer, Chuck	RHP	1998
Bausher, Andy	LHP	1999
<b>Bautista, Jose</b>	<b>INF</b>	<b>2003</b>
Beckwith, William	1B	2013
<b>Beimel, Joe</b>	<b>LHP</b>	<b>2000</b>
<b>Belisario, Ronald</b>	<b>RHP</b>	<b>2007</b>
Bello, Yenier	C	2014
Benick, Jon	INF	2005
<b>Bennett, Jeff</b>	<b>RHP</b>	<b>2001-02</b>
Benoit, Charles	LHP	2008
<b>Benson, Kris</b>	<b>RHP</b>	<b>1997</b>
Berroa, Christian	INF	2003
<b>Bethancourt, Christian</b>	<b>C</b>	<b>2011</b>
Bierman, Sean	LHP	2014
Bimeal, Matt	RHP	2004
Bishop, Harrison	RHP	2009
Bishop, Matt	RHP	2005-06
<b>Bixler, Brian</b>	<b>INF</b>	<b>2005-06</b>
Blackwell, Chad	RHP	2006
Blair, Cameron	INF	2007
Bloom, Kyle	RHP	2005-07
Bloxom, Justin	INF	2014
Blyleven, Todd	RHP	1996
Bocchino, Anthony	OF	2005
Boeve, Adam	OF	2005
Boleska, Tom	RHP	2008-09
Bomback, Danny	INF	2008
Bone, Billy	INF	1999
Bonifay, Joshua	OF/2B	2001-02
Bonifay, Kenneth	1B	1995
Boone, James	OF	2007
Borner, Brady	LHP	2002-03
Bowman, Andrew	LHP	2010

**Bronson Arroyo '97, '00**



**Jose Bautista '03**



Boxberger, Brad	RHP	2010
Bozanich, Sam	INF	2003
Bradley, Bobby	RHP	2001,'03
Bravo, Franklin	RHP	2000
<b>Bray, Bill</b>	<b>RHP</b>	<b>2010</b>
Breitenstein, Keith	LHP	1999
Bresnehan, Pat	RHP	2007
Brewer, Caleb	RHP	2011-13
Brewer, Dan	OF	2012
Brito, Luis	SS	1998
Brooks, Eddie	INF	1995-96
<b>Brown, Adrian</b>	<b>OF</b>	<b>'95-96,'01</b>
Brown, Blake	OF	2014
Brown, Jason	C/1B	2002
Brown, Michael	LHP	1996
Brownsten, Cory	C	2011, '13-14
Bryant, Matt	INF	1998-99
Buchholz, Alex	INF	2010
<b>Buchter, Ryan</b>	<b>LHP</b>	<b>2011</b>
Buirley, Matt	RHP	1998
<b>Bullington, Bryan</b>	<b>RHP</b>	<b>2003</b>
Bullock, Billy	RHP	2013
Bullock, Derek	RHP	1997
Bultmann, Kurt	2B	1999
Bumatay, Mike	LHP	2001-02
Burke, Stoney	C	1996
<b>Burnett, Sean</b>	<b>LHP</b>	<b>2002</b>
Bussa, Todd	RHP	1998
Buttler, Vic	OF	2003-05
Butts, Brett	RHP	2011
Cabrera, Henry	RHP	2007
Cabrera, Mauricio	RHP	2014
Camargo, Johan	INF	2014
Cammons, Brett	RHP	2012
Canal, Yonelvy	OF	2008
Candelario, Eddie	RHP	2004
Canetto, John	C	1995
<b>Capps, Matt</b>	<b>RHP</b>	<b>2003</b>
Cardenas, Eliecer	RHP	2011
Carella, Daniel	RHP	2014
Carlin, Michael	INF	2006
Carlson, Shane	INF	2010
<b>Carrasco, D.J.</b>	<b>RHP</b>	<b>1999-02</b>
Carroll, Daniel	OF	2014
<b>Carroll, Scott</b>	<b>RHP</b>	<b>2010</b>
Carson, Blair	RHP	2010
Caruso, Joseph	RHP	1995
<b>Castillo, Jose</b>	<b>SS</b>	<b>2001-02</b>
Castorri, Christian	RHP	2008-09
Castro, Daniel	INF	2013-14
Castro, Yeliar	RHP	2011
Cavagnaro, Matt	INF	2008
Cedeno, Blas	RHP	2003
Chaffee, Matt	LHP	2012-14
Chaney, Michael	LHP	2001
Chang, Ray	2B	2009
Chapman, Travis	C	2004
Chaves, Brandon	INF	2003,'05
Chaves, Rafael	RHP	2009
Cheng, Chi-Hung	LHP	2009
<b>Christiani, Nick</b>	<b>RHP</b>	<b>2010</b>
Chrysler, Clint	LHP	2000,'03
Cleto, Ambioris	SS	2000-01
Cockrell, Mike	INF	'02-03,'05
Coddington, Kevin	C	2010
Colla, Michael	RHP	2009
Collie, Timothy	RHP	1996



# ALL-TIME HILLCATS ROSTER

<b>Collier, Louis</b>	<b>SS</b>	<b>1995-'98</b>	Farris, Mark	1B	1997	Hefflinger, Robby	OF	2011-13
Collins, Joel	C	2009	Farson, Bryan	LHP	1995	Heisel, Ian	RHP	2011-12
Combs, Chris	P/1B	1999-'01	Fassold, Cody	RHP	2014	<b>Hermansen, Chad</b>	<b>SS</b>	<b>1996</b>
Comer, Chad	C	2012	Feigl, Brady	RHP	2014	Hernandez, Alex	OF	1997
Conger, Jeffrey	OF	1995-97	Feiner, Kevyn	OF	2010	Hernandez, Chris	RHP	2005
Connolly, Mike	LHP	2002	Felix, Michael	LHP	2009	Hernandez, Elvin	RHP	1997
Contreras, Efrain	OF	2010	Fellhauer, Josh	OF	2010	Hernandez, Jose	C	2000-05
Corley, Brad	OF	2007	<b>Figuerao, Luis</b>	<b>SS</b>	<b>1997</b>	Herrera, Christian	INF	2004
Corn, Christopher	RHP	1997-98	Fish, Robert	LHP	2013	Higgins, Josh	RHP	2002-04
Cornelius, Brian	OF	1995	Fitch, Steve	RHP	2003	Hill, Willy	OF	2002
Cornely, John	RHP	2012-13	Ford, Shelby	INF	2007	Hinson, Ryan	LHP	2013
Correll, Brad	OF	2006	France, Aaron	RHP	1996-'98	Hobbs, Jay	OF/1B	2000
Cortes, Jorge	OF	2003-04	<b>Freeman, Justin</b>	<b>RHP</b>	<b>2010</b>	Holland, A.J.	RHP	2013-14
Cortez, Sonny	OF	1999	Frevort, Matthew	RHP	2011	Holliday, Brian	LHP	2005-08
Cotten, Jeremy	1B	2002	Friday, Brian	INF	2008	Holmes, Colby	RHP	2014
Craig, Dustin	RHP	2005-07	Fryer, Eric	C	2009	<b>Horst, Jeremy</b>	<b>LHP</b>	<b>2010</b>
Crim, Matt	LHP	2011	Furniss, Eddy	1B	1998-99	Hotchkiss, Jordan	RHP	2010
Crotta, Michael	RHP	2008	Gaffney, Scott	RHP	2010	House, N. Mitchell	1B	1995
Cruz, Alex	INF	2002	Garavito, Jean	RHP	2007	Hoyt, James	RHP	2010
Cuffman, Jake	RHP	2007-08	Garcia, Chris	1B	2007	Huber, Erik	OF	2009
Cullen, Chris	RHP	2009	Garcia, Eric	INF	2013-14	Hudnall, Josh	INF	2002
Cunniff, Brandon	RHP	2013-14	Garcia, Felipe	RHP	2006	Hughes, Jared	RHP	2008
<b>Cunningham, Todd</b>	<b>OF</b>	<b>2011</b>	<b>Garcia, Freddy</b>	<b>3B</b>	<b>1996</b>	Hundt, Bo	3B	1998
d'Arnaud, Chase	SS	2009	Garcia, Harvey	RHP	2009	Hurley, Derek	LHP	2001
Dalton, Jakob	INF	2012	Garrett, Hal	RHP	1997	Hyams, Levi	2B	2013-14
Daniel, Michael	C	1995	Garrett, Shawn	OF	2001	Hyatt, Nate	RHP	2013-14
Daniels, David	RHP	1997-98	<b>Gattis, Evan</b>	<b>OF</b>	<b>2012</b>	Infante, Ezequiel	LHP	2010
Davenport, Ron	OF	2007	Germosen, Julio	SS	1997]	Jackson, Jeff	OF	1998
<b>Davidson, David</b>	<b>LHP</b>	<b>2006</b>	Godfrey, Sean	OF	2014	Jacobsen, Landon	RHP	'01-02,05
Davila, Marcus	RHP	2004-05	Goetz, Mike	OF	2008	Jadofsky, Zach	RHP	2013-14
Davis, Albert	OF	1997-98	Gonzalez, Aguido	LHP	2010	<b>Jaime, Juan</b>	<b>RHP</b>	<b>2012</b>
<b>Davis, J.J.</b>	<b>OF</b>	<b>2000</b>	Gonzalez, Angel	INF	2007-09	Janke, Lance	RHP	2010
<b>Davis, Kane</b>	<b>RHP</b>	<b>1996</b>	<b>Gonzalez, Mike</b>	<b>LHP</b>	<b>'98-01,'03</b>	Janco, Elinton	2B	1998
Davis, Kyle	SS/2B	2011	<b>Gorzalanny, Tom</b>	<b>LHP</b>	<b>2004</b>	Jeffords, Jeff	RHP	2010
Davis, Marcus	CF	2009	<b>Gosselin, Phil</b>	<b>2B</b>	<b>2011</b>	Johnson, Blair	RHP	2007-08
<b>Davis, Rajai</b>	<b>OF</b>	<b>2004</b>	Graham, J.R.	RHP	2012	<b>Johnson, Jason</b>	<b>RHP</b>	<b>1995-97</b>
Day, Kyle	OF	2010	Gravelle, Nick	LHP	2004	Johnson, Russ	RHP	2004
De La Cruz, Luis	C	2013	Greene, Brodie	INF/OF	2010	Johnson, Tripper	INF	2007
De Los Santos, Carlos	RHP	2003	Gregorius, DiDi	SS	2010	Johnston, Clint	LHP	2000-01
De Los Santos, Fernando	INF	2013	Gualdron, Jose	INF	2010	Johnston, Mike	LHP	2001-02
De Los Santos, Jose	INF	2007-09	Guerrero, Daniel	RHP	2010	Jones, Christopher	C	2006,'08
<b>DeCaster, Yurendell</b>	<b>3B</b>	<b>2001-03</b>	Guerrero, Emilis	RHP	2008	Jones, Mycal	OF	2012
<b>DeHaan, Kory</b>	<b>OF</b>	<b>1999</b>	Guerrero, Julio	RHP	2003-05	Jorgensen, Tim	3B	1999
Delaney, Jason	INF	2007	<b>Guillen, Jose</b>	<b>OF</b>	<b>1996</b>	<b>Joseph, Donnie</b>	<b>LHP</b>	<b>2010</b>
DeLeon, Elcilio	RHP	1995	Guillory, Matt	RHP	2006	Jurik, Dan	RHP	2011
Delgado, Dimasther	LHP	2011-12	Gutierrez, Victor	SS	1999	Keel, Jared	OF	2008-09
Delgado, Ryan	C	2011	Guy, Brad	RHP	1999	Kelley, Erskine	OF	1996-97
<b>Diaz, Einar</b>	<b>C</b>	<b>2007</b>	Guzman, Javier	INF	2005	Kelly, Jeff	LHP	1996,'98
Diaz, Jose	RHP	2007	Guzman, Wilson	LHP	1998-99	Kelly, John	RHP	1996
Diaz, Ricky	C	2007	<b>Haad, Yamid</b>	<b>C</b>	<b>1998-2001</b>	Kelly, Ryan	RHP	2014
Dillinger, John	RHP	1995-96	Hague, Matt	1B	2009	Kempf, Willie	RHP	2011
Doornweerd, David	RHP	1995	<b>Hale, David</b>	<b>RHP</b>	<b>2011</b>	<b>Keppinger, Jeff</b>	<b>INF</b>	<b>2003</b>
<b>Doumit, Ryan</b>	<b>C</b>	<b>2003</b>	Halla, Ryan	RHP	1998-99	Kingsbury, Bobby	OF	2005,'07
Drage, Derek	RHP	2006	Hamilton, Clayton	RHP	2006-07	Kleinkecht, Barrett	INF	2011, '14
Dubee, Michael	RHP	2009	Hanel, Marcus	C	1995	Knoblauh, Jay	OF	1995
<b>Duff, Matt</b>	<b>RHP</b>	<b>1998-99</b>	Hankins, Derek	RHP	2006-07	Krebs, Eric	RHP	2008
<b>Duffy, Chris</b>	<b>OF</b>	<b>2002</b>	Harang, Daryl	RHP	2010	Krol, Noah	RHP	2009
Duguay, Steven	RHP	2006	Harper, Ryne	RHP	2012	Kubitza, Kyle	3B	2013
<b>Duke, Zach</b>	<b>LHP</b>	<b>2004</b>	Harris, Justin	INF	2005-06	Laboy, Albert	OF	2008
Dukeman, Greg	RHP	2001	Harrison, Justin	3B	2009	LaMarre, Ryan	OF	2010
Durham, Miles	OF	2008-09	Harrison, Kenneth	1B	1996	Lambert, Kris	LHP	1998-99
Elander, Josh	OF	2013-14	Hart, Alex	RHP	2003-04	Lamm, Mark	RHP	2011
<b>Eldred, Brad</b>	<b>INF</b>	<b>2004</b>	Harts, Jeremy	OF	'01,'03-04	Landaeta, Luis	OF	2002
Espinoza, Efren	INF	2001	Hartzog, Aaron	RHP	1995	Landoni, Emerson	INF	2012-14
Evans, Lee	C	1999	Haverbusch, Kevin	INF	1998	Landreth, Jason	OF/1B	2000
Fairel, Matt	LHP	2010	Haynes, Jeremy	RHP	2011	Langston, Jay	3B	2001
Falcon, Omar	C	2007	Haynie, Jason	LHP	1997	Lankford, Derrick	1B/OF	1999
Farrell, Jonathan	OF/1B	1996	Heffley, Ross	2B	2013	LaPlante, J.R.	RHP	1995

# ALL-TIME HILLCATS ROSTER

LaStella, Tommy	INF	2012-13
Lawrence, Sean	LHP	1995
Leary, Robert	OF	1995
Ledden, Ryan	RHP	2000-01
Lee, Michael	RHP	2012
Lee, Taber	INF	2004-05
Lemon, Marcus	OF	2011
Leonard, Joe	3B	2011
Lerud, Steve	C	2007-08
<b>Lillibridge, Brent</b>	<b>INF</b>	<b>2006</b>
Linares, Ramon	RHP	2005-06
Linares, Serguey	RHP	2007
<b>Lincoln, Brad</b>	<b>RHP</b>	<b>2008</b>
Lipka, Matt	OF	2012-13
Locke, Jeff	LHP	2009
Long, Garrett	1B/OF	1997-98
Lopez, Jose	RHP	'00-01,'03
Lopez-Cao, Mike	C	2002
Lord, Justin	RHP	2004
Lorenzana, Luis	2B	1998-99
Lorenzo, Matt	RHP	2006
Lowey, Jason	RHP	2011
Loyola, Maiko	OF	2009
Lugo, Jose	LHP	2013
Lytle, Chaz	OF	2004-06
Macia, Wanell	OF	2004,'07
<b>Mackowiak, Rob</b>	<b>2B/3B</b>	<b>1998-99</b>
Magness, Pat	OF	2005
<b>Maholm, Paul</b>	<b>LHP</b>	<b>2004</b>
Mann, Derek	INF	2001
Mansolino, Tony	INF	2007-08
Manzueta, Roberto	RHP	2000
Marksberry, Matt	LHP	2014
Marshall, Ian	RHP	2012
<b>Marte, Starling</b>	<b>OF</b>	<b>2009</b>
Martin, Cody	RHP	2012
Martin, Greg	LHP	2004-06
Martin, Jeff	RHP	'97-'99,'01
Martin, Justin	OF/2B	2000-01
Martinez, Jose	OF	2014
Martinez, Octavio	C	2006
Martinez, Ramon	OF	1996
Maskivish, Joseph	RHP	1996-97
Masters, Chris	LHP	2011-12
Mathews, Del	LHP	1997
Mattson, Craig	RHP	1995-97
Maxwell, Keith	OF	1999
May, Freddy	OF	1998-99
Mazurek, Dave	RHP	2005
McConnell, Sam	LHP	1998-99
McCustion, Mike	C	2005
McCurry, Cole	LHP	2012
McDade, Neal	RHP	1996-98
McGill, Shawn	C	2011-13
<b>McLouth, Nate</b>	<b>OF</b>	<b>2002-03</b>
McMurray, Chris	C	2010
McSwain, Matt	RHP	2008-09
Meadows, Randy	INF	2002
Means, Andrew	OF	2010
Meath, Matt	OF	2002-06
Medina, Ruben	RHP	2010
Meier, Dan	1B/OF	2000-02
Mejia, Manny	C	2002
Mendez, Carlos	INF	2010
Mendez, Sergio	C	1995-97
Mercedes, Victor	INF	2004-05
Mercer, Jordy	SS	2009
Mesewicz, Mark	LHP	1999


Lastings Milledge '09



Nate McLouth '02-'03



Mesoraco, Devin	C	2010
Michael, Mark	RHP	2004-05
Mildren, Paul	LHP	2009
<b>Milledge, Lastings</b>	<b>OF</b>	<b>2009</b>
Miller, Jarrett	RHP	2013-14
Miller, Jeff	RHP	2003
Milligan, Adam	OF	2011-12
Minter, Matt	LHP	1999
Miyake, Chris	INF	1997-98
Moeves, Derrik	RHP	2008
Molleken, Dustin	RHP	2007-09
Montilla, Felix	RHP	2001
Moore, Navery	RHP	2013-14
Moran, Gary	RH	2011
<b>Morel, Ramon</b>	<b>RHP</b>	<b>1995</b>
<b>Morgan, Nyjer</b>	<b>OF</b>	<b>2005-06</b>
<b>Morris, Bryan</b>	<b>RHP</b>	<b>2009</b>
Moses, Trenton	1B	2013-14
Moskos, Daniel	LHP	2008
Mottl, Ryan	RHP	2004
Munoz, David	SS	2006
Munoz, Luis	RHP	2006
Munoz, Omer	2B	1995
Navarrete, Ray	INF	2002,'04
Negrych, Jim	INF	2008
Newman, Ryan	INF	2004
Nick, David	OF	2014
Nino, Denny	C	'04,'06-'07
Northcraft, Aaron	RHP	2012
<b>Nunez, Abraham</b>	<b>SS</b>	<b>1997-98</b>
Nunez, Anthony	C	2013-14
O'Brien, Patrick	RHP	2003-05
<b>O'Connor, Brian</b>	<b>LHP</b>	<b>1997-98</b>
Odom, Joe	C	2014
Olszta, Eddie	C	2004
<b>Oquendo, Ian</b>	<b>RHP</b>	<b>2003</b>
Otero, Andy	LHP	2014
<b>Owens, Henry</b>	<b>RHP</b>	<b>2003-04</b>
<b>Owens, Rudy</b>	<b>LHP</b>	<b>2009</b>
Ozias, Todd	RHP	2005
Pacheco, Jonel	OF	2007
Pacheco, Ronan	LHP	2012-14
Padua, Geraldo	RHP	2000
Parsons, Wes	RHP	2014
<b>Partch, Curtis</b>	<b>RHP</b>	<b>2010</b>
Paugh, Richard	LHP	1996-98
Paulino, Arison	RHP	1998
<b>Paulino, Ronny</b>	<b>C</b>	<b>2001-03</b>
Pavlovich, Tony	RHP	2000-01
<b>Pearce, Steven</b>	<b>1B</b>	<b>2006-07</b>
Pearson, Kyle	RHP	2008
Pena, Alex	OF/P	1998,'01
Pena, Rudy	C	2003-05
Peraza, Jose	INF	2014
Perez, Carlos	LHP	2013
Perez, Felix	OF	2010
Perez, Williams	RHP	2013
Perkins, Paul	RHP	1995
<b>Peters, Chris</b>	<b>LHP</b>	<b>1995</b>
Peterson, Brian	C	2007
Peterson, Charles	OF	1995
Peterson, David	RHP	2013-14
Pfaff, Jason	RHP	1995
Pfisterer, Eric	LHP	2014
<b>Phillips, Jason</b>	<b>RHP</b>	<b>1996-97</b>
<b>Phippis, Denis</b>	<b>OF</b>	<b>2010</b>
Picart, Greg	INF	2007-08
<b>Pickford, Kevin</b>	<b>LHP</b>	<b>1995-97</b>




# ALL-TIME HILLCATS ROSTER

Piloto, Alejandro	OF	2014	Scoggin, Patrick	RHP	2014	Wallace, Jeff	LHP	1997
Pointer, Corey	OF	1998-99	Secrist, Reed	INF	1995	Walters, Blair	LHP	2014
Pontbriant, Matt	LHP	1995	Segura, Rolando	3B	2000	Ware, Chase	RHP	2010
Pope, Mark	RHP	2013	Serrano, Mark	RHP	2010	Ware, L.V.	OF	2011-12
Powell, Pedro	OF	2004-07	Shafer, Aaron	RHP	2011	Washington, Rico	C/INF	1999
Prasch, Eddie	OF	2008-09	Shafer, Kurt	RHP	2005	Watson, Sean	RHP	2010
Prempas, Lyle T.	LHP	1999	Sharber, Jason	RHP	2002-04	Watson, Tony	LHP	2008
Presley, Alex	OF	2008-09	Sharpless, Josh	RHP	2005	Watts, Daniel	LHP	2014
Prieto, Jonathan	2B	2000	Shelton, Chris	C	2003	Watts, Kris	C	2008-09
Pruneda, Benino	RHP	2014	Shortslef, Josh	LHP	2005	Waszak, Andrew	RHP	2014
Puckett, Cody	INF/OF	2010	Shreve, Chasen	LHP	2012-13	Weaver, Matthew	INF/OF/P	2011-13
Query, Ryan	C	2011-12	Shumaker, Casey	RHP	2003	Webb, Travis	LHP	2010
Ramirez, Aramis	3B	1997	Sickles, Jeremy	C	2000-01	Weber, Ryan	RHP	2011-13
Rasmus, Cory	RHP	2011	Simmons, Andrelton	SS	2011-12	Weichard, Paul	OF	2000-01
Ravelo, Manny	OF	'01-'03-04	Simon, Adam	RHP	2008	Wells, Kip	RHP	2006
Ravin, Josh	RHP	2010	Sims, Blaine	LHP	2011-13	Whitmer, Jace	C/1B	2011
Raymundo, Gregg	INF	2005	Sims, Lucas	RHP	2014	Wideman, Jordan	C	2010
Rea, Brad	INF	2005-06	Skinner, Will	OF	2013-14	Wiley, Byron	OF	2010
Redman, J. Tike	OF	1997-98	Skrehot, Shaun	INF	2000	Wiley, Keenan	OF	2011
Redmond, Todd	RHP	2007	Smith, Sean	OF	2004	Williams, David	LHP	2000
Reed, Justin	OF	2010	Smith, Tim	OF	2012	Williams, Larry	RHP	1999
Reid, Justin	RHP	2001	Snell, Ian	RHP	2003	Williams, Matthew	LHP	1995
Reyes, Elmer	SS	2013	Snitker, Troy	C	2012	Wilson, Alex	RHP	2014
Reyes, Jose	C	1997-99	Sosa, Jose	RHP	1995	Wilson, Andrew	RHP	2011-12
Reyes, Milver	C	2006	Soto, Neftali	C/INF	2010	Wilson, Andy	INF	2005
Reynolds, Chance	C	1995	Spade, Matthew	RHP	1996	Wilson, Craig	C	1997-98
Rice, Charles	OF	1997	Spanjer-Furstenburg, Riaan	1B	2011	Wilson, Justin	RHP	2009
Richburg, Chris	1B	2010	Sparks, Steve	RHP	1999	Wimberly, Larry	LHP	1999
Rivera, Carlos	1B	1998	Spina, Michael	1B	2012	Withelder, Greg	LHP	2003
Rivera, Wilson	RHP	2013	Spruill, Zeke	RHP	2011	Woody, Abe	RHP	2010
Roberts, Kevin	RHP	2008	Spurling, Chris	RHP	2000	Wren, Kyle	OF	2014
Robertson, Tommy	OF	1995	Stabile, Paul	LHP	2000	Youman, Shane	LHP	2004
Robinson, Tony	2B	1996-98	Stansberry, Craig	INF	2005	Young, Christopher	RHP	2005
Robles, Moises	LHP	2009	Starling, Wardell	RHP	2005-06	Young, Daniel	LHP	1995-'97
Rodarte, Raul	3B	1995	Stevens, Bobby	OF	2012	Young, Walter	INF	2003
Rodgers, Chad	LHP	2011	Sucre, Antonio	OF	2006	Zapata, Ramon	2B	1995
Rodriguez, Geraldo	INF/OF	2011	Sues, Jeff	RHP	2008			
Rodriguez, Henry	INF	2010	Suomi, John	C	2006			
Rodriguez, Nerio	RHP	2006	Swafford, Derek	2B	1996-97			
Rodriguez, R.J.	RHP	2009	Sweet, Jonathan	C	1996			
Rodriguez, Roman	INF	1995	Talley, Matt	LHP	2011			
Rohm, David	OF	2012-13	Tejeda, Juan	INF	2006			
Rojas, Miguel	SS	2010	Temple, Jason	RHP	1996-98			
Romak, Jamie	OF	2007-09	Terdoslavich, Joe	1B	2011			
Rooi, Vince	INF	2006	Tewell, Tyler	C	2014			
Rosamond, Mike	OF	2004	Thobe, Steven	1B	1996-97			
Rose, Kyle	OF	2012	Thomas, Gary	OF	2004			
Rosero, Ciro	INF	2007-09	Thurman, Mace	LHP	2010			
Ross, Greg	RHP	2014	Tolar, Kevin	LHP	1995			
Roth, Robert	RHP	2011	Torrealba, Yoann	RHP	2005-06			
Runion, Tony	RHP	1998	Torres, Luis	RHP	2001			
Russell, Andrew	RHP	2011	Torres, Melqui	RHP	2003			
Sakamoto, Kent	INF	2008-09	Turlais, John	C	1997			
Salcedo, Edward	3B	2012	Ust, Brant	INF	2006			
Salinas, Doug	RHP	2010	Uviedo, Ronald	RHP	2008-09			
Sanchez, Edison	INF	2014	Valdez, Luis	RHP	2007			
Sanchez, Romulo	RHP	2006	Van Benshoten, John	RHP	2003			
Sanchez, Tony	C	2009	Van Dusen, Derrick	LHP	2005			
Sanders, Tracy	INF	2000	Villarreal, Pedro	RHP	2010			
Sanford, Chance	2B	1996	Vizcaino, Arodys	RHP	2011			
Sappelt, Dave	OF	2010	Vogelsong, Ryan	RHP	2002			
Satterwhite, Cameron	OF	2010	Volquez, Edinson	RHP	2010			
Scarpetta, Cody	RHP	2014	Voshell, Chase	INF	2004			
Schlehuber, Braeden	C	2011-12	Waligora, T.P.	RHP	2003			
Schlosser, Gus	RHP	2012	Walker, Kirk	INF	2011			
Schneider, Matt	INF	2000	Walker, Morgan	INF	1997-98			
Schrader, Clay	RHP	2014	Walker, Neil	C	2005-06			
Schwartzbauer, Daniel	INF	2006-07	Walker, Vashon	1B/OF	1996-99			

Andrelton Simmons '11-'12



# LYNCHBURG SINGLE-SEASON RECORDS



Aramis Ramirez



Dwight Gooden

## Hitting Records

### Batting Average

.370 Jim Negrych 2008

### Hits

188 Lenny Dykstra 1983

### Doubles

52 Joe Terdoslavich 2011

### Triples

16 Frank Gundler 1974

### Home Runs

30 Randy Bass 1974

### Total Bases

264 Lenny Dykstra 1983

### Runs Batted In

114 Aramis Ramirez 1997

### Stolen Bases

105 Lenny Dykstra 1983



Joe Terdoslavich

## Pitching Records

### Wins

19 Dwight Gooden 1983

### Losses

15 Andy Bausher 1999

### Strikeouts

300 Dwight Gooden 1983

### Walks

121 Bobby Buford 1975

### Innings Pitched


220 James Koering 1970

### Earned Run Average

1.69 Kyle Hartshorn 1992

### Saves

32 Cory Bailey 1992



Cory Bailey

# PLAYERS OF THE WEEK

## CAROLINA LEAGUE PLAYER OF THE WEEK

<b>1995:</b>	4/21-4/27	Mike Daniel	<b>2003:</b>	4/4-4/9	Ryan Doumit
	6/2-6/8	Raul Rodarte		4/24-4/30	Ryan Doumit
	6/30-7/6	Reed Secrist		6/5-6/11	Yurendell DeCaster
	7/10-7/16	Jay Knoblauch	8/14-8/20	Jeff Keppinger	
	7/17-7/23	Reed Secrist	<b>2004:</b>	7/12-7/18	Brad Eldred
<b>1996:</b>	7/24-7/30	Reed Secrist	<b>2006:</b>	4/24-4/30	Vince Rooi
	4/25-5/1	Mike Asche	6/26-7/2	6/26-7/2	Mike Carlin
	5/16-5/22	Adrian Brown	7/24-7/30	7/24-7/30	Neil Walker
	7/25-7/31	Vashon Walker	8/21-8/27	8/21-8/27	Brent Lillibridge
	8/8-8/14	Steve Thobe	8/28-9/4	8/28-9/4	Steven Pearce
<b>1997:</b>	7/3-7/9	Aramis Ramirez	<b>2007:</b>	4/23-4/29	Steven Pearce
	8/7-8/13	Mike Asche		5/21-5/27	5/21-5/27
<b>1998:</b>	6/7-6/13	Chris Miyake	6/25-7/1	6/25-7/1	Brad Corley
	8/13-8/19	Morgan Walker	7/9-7/15	7/9-7/15	Jamie Romak
<b>1999:</b>	4/26-5/2	Derrick Lankford	7/30-8/5	7/30-8/5	Greg Picart
	5/10-5/16	Yamid Haad	<b>2008:</b>	5/26-6/1	Jamie Romak
	7/19-7/25	Rico Washington	8/18-8/24	8/18-8/24	Jared Keel
<b>2000:</b>	8/9-8/15	Derrick Lankford	<b>2010:</b>	5/10-5/16	Devin Mesoraco
	8/3-8/9	Dan Meier	<b>2011:</b>	5/2-5/9	Braeden Schlehuder
<b>2001:</b>	6/28-7/4	Jose Castillo	<b>2012:</b>	4/5-4/15	Evan Gattis
	7/7-7/11	Josh Bonifay	8/27-9/3	8/27-9/3	Tommy La Stella
	7/19-7/25	Shawn Garrett	<b>2013:</b>	5/27-6/2	Robby Hofflinger
<b>2002:</b>	8/23-8/29	Josh Bonifay	6/10-6/16	6/10-6/16	Kyle Kubitz
	5/16-5/22	Chris Duffy	7/29-8/4	7/29-8/4	Kyle Kubitz
	6/20-6/26	Josh Bonifay	<b>2014:</b>	7/13-7/20	Justin Bloxom
	7/12-7/18	Josh Bonifay			
	7/25-7/31	Josh Bonifay			



**Josh Bonifay:**  
Five-Time Carolina  
League Player of the  
Week (2001-02)



**Cody Martin:**  
Three-Time Carolina  
League Pitcher of the  
Week (2012)

## CAROLINA LEAGUE PITCHER OF THE WEEK

<b>1995:</b>	5/12-5/18	Chris Peters	<b>2004:</b>	4/19-4/25	Paul Maholm	
	6/30-7/6	Ramon Morel		<b>2006:</b>	6/6-6/11	Dustin Craig
	7/17-7/23	Chris Peters	7/10-7/16	7/10-7/16	Derek Hankins	
	8/21-8/27	Chris Peters	8/28-9/4	8/28-9/4	Matt Lorenzo	
<b>1996:</b>	6/20-6/26	Kane Davis	<b>2007:</b>	7/9-7/15	Kyle Bloom	
	7/18-7/24	Kevin Pickford		7/23-7/29	7/23-7/29	Jose Diaz
<b>1997:</b>	4/4-4/9	Kris Benson	<b>2008:</b>	7/7-7/13	Brian Holliday	
	6/5-6/11	Jason Phillips	<b>2009:</b>	8/3-8/9	Rudy Owens	
	6/26-7/2	Jason Johnson	8/17-8/23	8/17-8/23	Matt McSwain	
	7/24-7/30	Jason Phillips	<b>2010:</b>	7/12-7/18	James Avery	
<b>1998:</b>	8/14-8/20	Paul Ah Yat	8/9-8/15	8/9-8/15	Josh Ravin	
	4/10-4/15	Ryan Halla	<b>2011:</b>	4/18-4/25	Zeke Spruill	
	6/18-6/24	Sam McConnell	5/9-5/16	5/9-5/16	Arodys Vuzcaino	
<b>1999:</b>	6/28-7/4	Larry Wimberly	8/8-8/15	8/8-8/15	Gary Moran	
<b>2000:</b>	6/15-6/21	Joe Beimel	<b>2012:</b>	5/7-5/13	Cody Martin	
	8/10-8/16	Jose Lopez		6/18-6/24	6/18-6/24	Aaron Northcraft
<b>2001:</b>	8/2-8/8	Landon Jacobsen	7/2-7/8	7/2-7/8	Cody Martin	
	8/23-8/29	Landon Jacobsen	7/9-7/15	7/9-7/15	Cody Martin	
<b>2002:</b>	4/26-5/3	Landon Jacobsen	7/23-7/29	7/23-7/29	Gus Schlosser	
<b>2003:</b>	4/17-4/23	Jason Sharber	<b>2014:</b>	5/5-5/11	Lay Batista	
	5/29-6/4	Ian Oquendo				
	6/19-6/25	Ian Oquendo				

# AWARDS & HONORS

## Carolina League Executive of the Year

1995, 2009: Paul Sunwall

## Carolina League Manager of the Year

2003: Dave Clark

## John H. Johnson's President's Trophy

1998: Calvin Falwell

## "King of Baseball"

2005: Calvin Falwell

## Bob Freitas Organization of the Year

2010: Lynchburg Hillcats


## Carolina League Pitcher of the Year

2002: Sean Burnett

**2004: Zach Duke**

2010: Jordan Hotchkiss

2012: Gus Schlosser



## Carolina League MVP

1996: Jose Guillen

1997: Aramis Ramirez

2003: Chris Shelton

**2004: Brad Eldred**

## REMEMBERING THE KING OF BASEBALL

Warren Calvin Falwell brought Carolina League Baseball to Lynchburg in 1966 when he formed and became president of Lynchburg Baseball Corp. He was the senior member of the Carolina League Board of Directors and served on the league's Executive Committee when he passed in August 2011. He was a member of the Major/Minor League Joint Committee and a member of the National Association Board of Trustees. He was honored by Minor League Baseball as the 1998 winner of the John H. Johnson President's Trophy.

Calvin was the Chairman of the Board of the Falwell Corporation and President of Falwell Aviation, Inc. He was also a lifetime member of the National Ground Water Association, having been connected with the organization for more than 40 years. In 2004, the baseball field at the newly renovated Lynchburg City Stadium was officially named Calvin Falwell Field in his honor. In 2005 at the Baseball Winter Meetings in Dallas, Texas, Calvin was named the "King of Baseball." This award, one of the most prestigious in all of professional baseball, recognizes long-time dedication and service to the baseball community. Even with all of his professional achievements, Calvin was especially proud of his family. Calvin and his wife Doris were married for 69 years. They had three kids (Charles, Terry and David), nine grandchildren and 12 great-grandchildren. In honor of Calvin, the Hillcats wore a patch on their jerseys for the 2012 season with his initials, WCF.

## Carolina League Postseason All-Stars

- 1995: OF Charles Peterson, 1B Reed Secrist  
1996: OF Mike Ashe, 3B Freddy Garcia, OF Jose Guillen  
1997: 3B Aramis Ramirez  
1999: 1B Eddy Furniss, OF Derrick Lankford  
2000: C Lee Evans, OF J.J. Davis  
2002: P Sean Burnett, P D.J. Carrasco, C Ronny Paulino, 2B Josh Bonifay, UTL Ray Navarette, SS Jose Castillo, OF Chris Duffy  
2003: C Ryan Doumit, 1B Walter Young, OF Nate McLouth, DH Chris Shelton  
2004: P Zach Duke, 1B Brad Eldred, OF Rajai Davis  
2005: UTL Pat Magness  
2006: SS Brian Bixler  
2007: 2B Shelby Ford, OF Brad Corley  
2008: 3B Jim Negrych  
2009: P R.J. Rodriguez  
2011: SS Andrelton Simmons, 3B Joey Terdoslavich  
2012: C Braeden Schlehner, UTL Nick Ahmed, P Gus Schlosser  
2013: DH Robby Hefflinger, UTL David Rohm

# LYNCHBURG PLAYERS IN THE MAJORS



## LYNCHBURG PLAYERS IN THE MAJORS



Abner, Shawn	1985	Carlos, Cisco	1964-65	Genovese, George	1946
Ackley, Fritz	1962	Carpin, Frank	1963	Giles, Brian	1979
Adams, Doug	1967	Carrasco, D.J.	1999-2002	Givens, Brian	1987
Adcock, Nate	2009	Carreon, Mark	1983	Goltz, Dave	1971
Aguilera, Rick	1984	Carroll, Scott	2014	Gonzalez, Mike	'98-'01, '03
Ahmed, Nick	2014	Castillo, Jose	2001-02	Gooden, Dwight	1983
Aker, Jack	1976-80	Christensen, John	1982	Gorinski, Bob	1972
Albaladejo, Jonathan	2004-05	Clear, Bob	1947, '49	Goryl, Johnny	1971
Allen, Neil	1977	Cochrane, Dave	1983	Gozellany, Tom	2004
Allenson, Gary	1989	Collier, Lou	1995, '98	Gosselin, Phil	2011
Alvarez, Pedro	2009	Cooper, Scott	1988	Gozzo, Goose	1986
Alvarez, Tony	2001	Crotta, Michael	2008	Grabow, John	2001
Anderson, Jimmy	1995-96	Cubbage, Mike	1984-85	Gregorius, Didi	2010
Arroyo, Bronson	1997, 2000	Cuellar, Bobby	1975	Gross, Kip	1987
Backman, Wally	1978	Cumberland, John	1982-84	Guillen, Jose	1996
Bailey, Buddy	1991-92	Cunningham, Todd	2011	Guth, Bucky	1970
Bailey, Cory	1992	D'Arnaud, Chase	2009	Haad, Yamid	1999, '00
Banister, Jeff	1996-97	Davidson, Dave	2006	Habenicht, Bob	1948
Bass, Randy	1974	Davis, J.J.	2002	Hague, Matt	2009
Bautista, Jose	1985-86	Davis, Jody	1978	Hahn, Fred	1950
Bautista, Jose	2003	Davis, Kane	1996	Hale, David	2011
Beane, Billy	1981	Davis, Rajai	2004	Harris, Greg	1978
Beard, Ralph	1950	DeBuschere, Dave	1962	Harris, Reggie	1988
Beimel, Joe	2000	DeCaster, Yurendell	2001-03	Harrison, Josh	2009
Belisario, Ronald	2009	DeGerick, Mike	1962	Hatteberg, Scott	1991
Bennett, Jeff	2001-02	DeHaan, Kory	1999	Hearn, Ed	1983
Bennett, Joel	1994	Delgado, Alex	1991	Hebner, Richie	1997
Benson, Kris	1997	Diaz, Einar	2007	Hermansen, Chad	1996
Benton, Butch	1977	Doumit, Ryan	2003	Hernandez, Alex	1997
Berardino, Dick	1988	Doyle, Brian	1975	Herrman, Ed	1966
Berenguer, Juan	1976	Duff, Matt	1998-99	Hicks, Jim	1962
Berry, Ken	1962	Duffy, Chris	2002	Higgins, Dennis	1962
Bethancourt, Christian	2011	Duke, Zach	2004	Hill, Marc	1995
Bettendorf, Jeff	1981-83	Duran, Dan	1975	Hinton, Rich	1969
Bibby, Jim	1985-99	Dusan, Gene	1981	Hoerner, Joe	1962
Bilko, Steve	1948	Dykstra, Lenny	1983	Hopkins, Gail	1967
Bishop, Charles	1948	Edens, Tom	1984-85	Horst, Jeremy	2010
Bittiger, Jeff	1981	Edmondson, Paul	1967	House, Pat	1965
Bixler, Brian	2006	Edwards, Dave	1974	Howard, Bruce	1963
Blosser, Greg	1990	Eldred, Brad	2004	Hudson, Joe	1993
Bollo, Greg	1966	Elster, Kevin	1985	Hughes, Jared	2008
Boxberger, Brad	2010	Etchebarren, Andy	1963	Hughes, Jim	1972
Boyer, Cloyd	1945	Farrell, Kerby	1972	Hutchinson, Ira	1966
Bradford, Buddy	1965	Fernandez, Chico	1963-65	Innis, Jeff	1983, '85
Bradford, Larry	1975	Ferrell, Wes	1946	Jablonski, Ray	1950
Brant, Marshall	1976	Figueroa, Luis	1997	Jackson, Roy Lee	1976
Braun, Steve	1970	Finnvold, Gar	1991	Jaime, Juan	2014
Bray, Bill	2010	Fitzgerald, Mike	1979-80	Jefferies, Greg	1986
Briley, Greg	1999, '01	Fitzmorris, Al	1966, '68	Jefferson, Stan	1984
Brinkman, Chuck	1966, '68	Flaherty, John	1990	Jelic, Chris	1987
Brown, Adrian	'95-96, '01	Frailing, Ken	1969	Johnson, Jason	1995-97
Brown, Ike	1965	Freeman, Justin	2010	Johnston, Mike	2001-02
Brummer, Glenn	1977	Fryer, Eric	2009	Jones, Deacon	1962
Buchter, Ryan	2014	Gakeler, Dan	1993	Jones, Joe	1966-69
Buford, Don	1962	Garcia, Freddy	1996	Jones, Steve	1964-65
Bullington, Bryan	2003	Garcia, Harvey	2009	Joseph, Donnie	2010
Burnett, Sean	2002	Gardenhire, Ron	1979	Josephson, Duane	1965
Butera, Sal	1974	Gardner, Jeff	1986	Kellert, Frank	1960
Byrd, Jim	1990-91	Gardner, Wes	1983	Kenworthy, Dick	1962
Capps, Matt	2003	Gattis, Evan	2012	Keppinger, Jeff	2003



# LYNCHBURG PLAYERS IN THE MAJORS

Kissell, George	1955	Nelson, Jamie	1980	Simmons, Andrelton	2011-12
Klages, Fred	1965	Nelson, Rocky	1947	Sisk, Doug	1981
Klink, Joe	1985	Nixon, Trot	1994	Smith, Dave	1980-81
Klippstein, Johnny	1947-48	Norwood, Willie	1973-74	Smith, Hal	1950
Krieger, Kurt	1947	Nunez, Abraham	1997-98	Snell, Ian	2003
Kurowski, Whitey	1950	Nyman, Jerry	1966	Soto, Neftali	2010
Kusick, Craig	1971	O'Bradovich, Jim	1970	Sparks, Steve	1999
Kusnyer, Art	1969	O'Connor, Brian	1997-98	Spence, Bob	1968
La Stella, Tommy	2014	Olson, Greg	1983	Spruill, Zeke	2011
Lassetter, Don	1953	Oquendo, Jose	1980-81	Spurling, Chris	2000
Latham, Bill	1983	Ortiz, Luis	1992	Stansberry, Craig	2005
Lawrence, Sean	1995	Owens, Henry	2003-04	Strawberry, Darryl	1981
Lawton, Marcus	1984, '86	Owens, Rudy	2014	Stroud, Ed	1965
Lazar, Danny	1966	Ownbey, Rick	1980	Talbot, Fred	1962-63
Lerud, Steve	2007-08	Pacella, John	1976	Tarver, LaSchelle	1981-82
Liddell, Dave	1986-87	Papai, Al	1946	Taylor, Scott	1989-90
Lillibridge, Brent	2006	Partch, Curtis	2010	Terdoslavich, Joe	2011
Lincoln, Brad	2008	Paulino, Ronny	2001-03	Terrell, Jerry	1970
Little, Scott	'85-87, '99	Pearce, Steven	2006-07	Terwilliger, Wayne	1975
Locke, Jeff	2009	Pedrique, Al	1979-80	Thompson, Bobby	1975
Lolich, Ron	1967-69	Perlozzo, Sam	1983	Thornton, Lou	1984
Lyons, Barry	1983-84	Peters, Chris	1995	Tibbs, Jay	1981-83
Mackowiak, Rob	1998-99	Phillips, Dick	1973	Tillman, Rusty	1980
Magadan, Dave	1984	Phillips, Ed	1949	Tolar, Kevin	1996
Magnuson, Jim	1967	Phillips, Jason	1996-97	Trevino, Alex	1976
Mahay, Ron	1993	Phillips, Steve	1985	Umphlett, Tommy	1970
Maholm, Paul	2004	Phipps, Denis	2010	Valdez, Luis	2006
Malave, Jose	1993	Pickford, Kevin	'95-'97, '00	Valentin, John	1989
Maltzberger, Gordon	1965	Plantenberg, Erik	1991-92	Van Benschoten, John	2003
Marte, Starling	2009	Plantier, Phil	1989	Vanegmond, Tim	1991-92
Martin, J.C.	1962	Plympton, Jeff	1988	Vaughan, DeWayne	1982-83
Martinez, Fred	1977-80	Poepping, Mike	1973	Villareal, Pedro	2012
Matias, John	1968	Presley, Alex	2008-09	Vizcaino, Arodys	2011
May, Carlos	1968	Putnam, Pat	1975	Vogelsong, Ryan	1999
McCall, Brian	1963	Ramirez, Aramis	1997	Volquez, Edinson	2010
McClendon, Lloyd	1981-82	Ramirez, Mario	1977	Von Ohlen, Dave	1977-78
McConnell, Sam	1998-99	Rasmus, Cory	2011	Voss, Bill	1965
McDowell, Roger	1982	Reardon, Jeff	1977	Walker, Neil	2005-06
McGuire, Ryan	1994	Redfield, Joe	1983-84	Wallace, Jeff	1997
McKay, Dave	1972-73	Redman, Tike	1997-98	Warner, Harry	2008
McKeel, Walt	1992-93	Redmond, Todd	2007	Washington, Rico	1974
McKnight, Jeff	1985	Reynolds, Ronn	1980	Watson, Tony	2008
McLouth, Nate	2002-03	Richardson, Jeff	1986-87	Wells, Kip	2006
McNamara, John	1952	Richardson, Whitey	1995-97	West, Dave	1986
McNeely, Jeff	1991	Rivera, Carlos	1998-2000	Weston, Mickey	1985
Mercer, Jordy	2009	Rodriguez, Frank	1992	Wilfong, Rob	1973
Mesoraco, Devin	2010	Rodriguez, Henry	2010	Williams, David	2000
Mickelson, Ed	1950	Rodriguez, Rich	1986-87	Williams, Matt	1996
Milledge, Lastings	2009	Rodriguez, Steve	1993	Wilmet, Paul	1981-82
Miller, Keith	1985	Rodriguez, Tony	1992	Wilson, Craig	1997-98
Milligan, Randy	1982-83	Rojas, Miguel	2014	Wilson, Justin	2009
Mitchell, Kevin	1982	Romak, Jaime	2014	Winningham, Herm	1982
Moeller, Joe	1962	Romonosky, John	1953	Woods, Ron	1962
Moford, Herb	1952	Rosenbaum, Glen	1963-65	Woodson, Tracy	2000
Monzon, Danny	1982	Ryan, Ken	1990	Youmans, Floyd	1984
Morales, Rich	1965	Sanchez, Romulo	2006	Young, Danny	1995
Morel, Ramon	1995	Sanchez, Tony	2009	Young, Walter	2003
Morgan, Nyjer	2005-06	Sanford, Chance	1995	Zupcic, Bob	1988
Morris, Bryan	2009	Sappelt, Dave	2010		
Morton, Kevin	1989	Scalzi, Skeeter	1951		
Moskos, Daniel	2008	Schiraldi, Calvin	1983		
Moss, Les	1962-63	Schlosser, Gus	2014		
Mueller, Emmett	1946	Schoendienst, Red	1943		
Murphy, Danny	1964-65	Selby, Bill	1993-94		
Murrell, Ivan	1981	Sele, Aaron	1992		
Myers, Randy	1984	Shelton, Chris	2003		
Naehring, Tim	1989	Shreve, Chasen	2014		



# HILLCATS RECORDS

Longest Winning Streak	12	5/9/02-5/19-02
Longest Losing Streak	11	7/25/08-8/5/08, 4/26/96-5/9-96
Most Runs in a Game, LYN	24	6/9/02 @ SAL
Most Runs in a Game, OPP	22	6/20/08 vs. MYR, 8/22/07 @ KIN
Most Runs in an Inning, LYN	13	9/2/02 vs. SAL
Most Runs in an Inning, OPP	13	6/19/08 (2nd) @ KIN
Most Hits in a Game, LYN	24	4/27/05 @ KIN
Most Hits in a Game, OPP	24	8/22/07 @ KIN
Most Hits in an Inning, LYN	9	3x, (6/30/05 [4th] @ WIL)
Most Hits in an Inning, OPP	11	8/4/09 (6th) @ KIN
Most Consecutive Hits, LYN	8	5/16/01 (8th) @ KIN
Most Consecutive Hits, OPP	7	8/23/96 (2nd) vs. DUR
Most Consecutive HR, LYN	3	3x, (6/1/97 @ FRE [Maxwell, Lankford, Washington])
Most Consecutive HR, OPP	3	3x, (4/28/05 @ KIN [Snyder, Kouzmanoff, Mulhern])
Most Home Runs in an Inning, LYN	4^	8/5/96 @ DUR
Most Home Runs in an Inning, OPP	3	6x, (7/29/12 @ SAL)
Most Home Runs in a Game, LYN	5	2x, (4/27/05 @ KIN)
Most Home Runs in a Game, OPP	6	2x, (8/31/05 @ FRE)
Most Batters in an Inning, LYN	17	9/2/02 (8th) vs. SAL
Most Batters in an Inning, OPP	18	6/19/08 (2nd) @ KIN
Most Cons. Plate App. without a Hit, LYN	32	4/12/95-4/13/95 @ PW
	27	8/13/95 vs. FRE (1 game)
Most Cons. Plate App. without a Hit, OPP	41	7/25/95-7/27/95 @ KIN
	32	7/26/95 @ KIN (1 game)
Most Cons. Batters Retired by LYN	21	2x, (7/7/04-7/8/04 vs. SAL)
Most Cons. LYN Batters Retired	19	7/26/97 vs. LYN
Most Double Plays in a Game, LYN	5	2x, (5/8/03 vs. FRE)
Most Double Plays in a Game, OPP	5	Many Times ,(4/16/97 @ FRE)
Most Left on Base in a Game, LYN	19	6/14/07 @ KIN
Most Left on Base in a Game, OPP	17	6/6/03 @ SAL
Longest Game (Innings)	18	8/15/99 @ MYR (L, 4-2)
Largest Margin of Victory	24	6/9/02 @ SAL (W, 24-0)
Largest Margin of Defeat	19	6/20/08 vs. MYR (L, 22-3)

^ Tied Carolina League Record

\* Carolina League Record

If multiple times, last occurrence  
listed in parentheses.

# HILLCATS RECORDS

## SINGLE SEASON BATTING

Highest Average	.370	2008-Jim Negrych
Most Games	137	1997 -Aramis Ramirez
Most At Bats	539	2002-Chris Duffy
Most Hits	170*	1996-Jose Guillen
Most Doubles	52*	2011-Joey Terdoslavich
Most Triples	10	1998-Tike Redman
Most Home Runs	29	1997-Aramis Ramirez
Most RBI	114*	1997-Aramis Ramirez
Most Runs	98	2005-Pat Magness
Most Cons. Games w/ a Run	11	1997-Alex Hernandez
Most Walks	141	2005-Pat Magness
Most Intentional Walks	9	1997-Aramis Ramirez
Most Hit by Pitches	17	2012-Braeden Schlehuder (2 Tied)
Most Stolen Bases	67	2007-Pedro Powell
Most Consecutive SBs	23	2003-Nate McLouth
Most Caught Stealing	18*	2011-Andreton Simmons (1 Tied)
Most Grand Slams	3*	1995-Reed Secrist
Most Extra-Base Hits	74	2011-Joey Terdoslavich
Highest Slugging Percentage	.641*	2003-Chris Shelton
Highest On Base Percentage	.481*	2005-Pat Magness
Longest Hitting Streak	22*	2002-Josh Bonifay
Most Cons. Games with a HR	5	2007-Steven Pearce
Most Cons. At-Bats with a HR	3	2005-Adam Boeve
Most Consecutive Hits	7	2004-Pedro Powell
Most Cons. Multi-Hit Games	7	2007-James Boone, Shelby Ford
Most Strikeouts	177*	1998-Corey Pointer
Most Sacrifice Hits	17	2006-Pedro Powell
Most Sacrifice Flies	12^	1996-Freddy Garcia
Most Grounded into DP	23*	2005-Brad Rea
Most Total Bases	263	1996-Jose Guillen
^ Tied Carolina League Record		* Carolina League Record

## FIELDING RECORDS


### Most Errors in a Game (3 E)

3B Raul Rodarte (7/24/95 @ PW)	3B Jay Langston (4/22/01 @ FRE)
2B Ramon Martinez (6/7/96 vs. KIN)	SS Derek Mann (5/9/01 @ SAL)
LHP Andy Bausher (5/10/99 @ KIN)	SS Jose Castillo (6/1/01 @ WIL)
3B Rolando Segura (5/20/00 @ SAL)	SS Brandon Chaves (4/12/03 vs. WIL)
1B Walter Young (7/13/03 @ WIL)	3B Sam Bozanich (8/5/03 vs. POT)
SS Javier Guzman (6/16/05 @ KIN)	RHP Wardell Starling (5/19/06 vs. W-S)
3B Edward Salcedo (5/2/12 vs. CAR)	
<b>1B:</b> PCT: .997, Derrick Lankford, 1999	<b>C:</b> PCT: .944, Ronny Paulino*, 2001
G: 111, Chris Combs, 2001	G: 111, Ronny Paulino, 2002
E: 12, Chris Combs, 2001	E: 12, Craig Wilson, 1997
<b>2B:</b> PCT: .996, Rob Mackowiak*, 1999	CS PCT: .470, Ronny Paulino, 2002
G: 127, Victor Mercedes, 2004	CS: 54, Ronny Paulino, 2002
E: 23, Derek Swafford, 1996	SB: 68, Sergio Mendez, 1995
<b>3B:</b> PCT: .958, Kevin Ahrens, 2014	68, Mike McCuiston, 2005
G: 131, Aramis Ramirez, 1997	ATT: 101, Ronny Paulino, 2002
E: 39, Aramis Ramirez, 1997	<b>P:</b> PCT: .980, Jeff Bennett, 2001
<b>SS:</b> PCT: .969, Elmer Reyes, 2013	G: 55, D.J. Carrasco*, 1996
G: 132, Jose Castillo, 2002	E: 8, Andy Bausher*, 1999
E: 37, Jose Castillo, 2001	CS PCT: .714, Larry Wimberly, 1997
<b>OF:</b> PCT: .990, B.J. Barns*, 2001	CS: 16, Mike Gonzalez, 1999
G: 131, B.J. Barns, 2002	SB: 28, John Dillinger*, 1995
A: 16, J. Harts^, '01; J. Guillen, '96	ATT: 37, John Dillenger, 1995
E: 18, J.J. Davis*, 2000	
	*Led League, ^Tied League Lead


# HILLCATS RECORDS

## SINGLE SEASON PITCHING

Lowest ERA	1.80	2002-Sean Burnette
Most Wins	13	2002-Sean Burnette 2012-Gus Schlosser
Most Consecutive Wins	9	1997-Bronson Arroyo
Most Consecutive Starts Won	5	2005-Derrick Van Dusen 2002-Mike Connolly 2001-Jeff Bennett 1999-Mike Gonzalez 1997-Paul Ah Yat 1997-Bronson Arroyo 1997-Jason Johnson 1999-Andy Bausher
Most Losses	15	1996-Aaron France
Most Consecutive Losses	8	2002-D.J. Carrasco
Most Games	55*	7 Times, most recently
Most Starts	28	2014- Lucas Sims 2014- Jarett Miller
Most Complete Games	5*	2011-Zeke Spruill
Most Shutouts	3*	1998-Paul Ah Yat 1996-Kevin Pickford
Most Games Finished	41	1998-Paul Ah Yat
Most Saves	29	1995-Kris Peters
Most Innings Pitched	172.1*	1995-Rafael Chaves
Most Hits	195*	2002-D.J. Carrasco
Most Runs	112*	1996-Kevin Pickford
Most Earned Runs	92*	1996-Kevin Pickford
Most Walks	67	2001-Ryan Ledden
Most Intentional Walks	8	2001-Ryan Ledden
Most Strikeouts	160	2012-Aaron Northcraft
Most Hit Batsmen	17	2013- A.J. Holland 2014- Lucas Sims
Most Wild Pitches	17	1998-Kris Lambert
Most Balks	7*	2001-Ryan Ledden
Most Home Runs Allowed	18	2008-Jared Hughes 2005-Wardell Starling 2001-Ryan Ledden 1999-Chris Combs 1995-John Dillinger
Most Cons. App. w/o a Run	18	2000-Tony Pavlovich
Longest Scoreless IP Streak	32.1	2002-Sean Burnette
Lowest Opposition Avg.	.207	1996-John Dillinger



Sean Burnette



Paul Ah Yat



Tony Pavlovich

### TOP SCORELESS INNING STREAKS

32.1 Innings	Sean Burnette (6/4/02-7/4/02)
29.0 Innings	Gus Schlosser (7/6/12-8/3/12)
24.1 Innings	Jose Lopez (8/5/00-8/20/00)
22.1 Innings	Jason Sharber (4/29/02-5/21/02)
22.0 Innings	Greg Martin (5/25/06-7/2/06)
22.0 Innings	Larry Wimberly (4/22/00-7/11/00)

### TOP HITTING STREAKS

22 Games	Josh Bonifay (7/11/02-8/2/02)
21 Games	Nyjer Morgan (4/24/06-5/29/06)
19 Games	Ramon Martinez (7/23/96-8/15/96) Avelino Aspirilla (4/17/04-5/8/04)
18 Games	Brad Corley (6/15/07-7/5/07)
17 Games	Lee Evans (5/19/00-6/7/00) Jim Negrych (6/5/08-7/5/08)



# SINGLE SEASON LEADERS

## BATTING

### Batting Average\*

1. Jim Negrych '08 .370	1. Jose Guillen '96 170
2. Chris Shelton '03 .359	2. Ray Navarrete '02 169
3. Jeff Keppinger '03 .325	4. Chris Duffy '02 162
4. Jose Guillen '96 .322	4. Andreton Simmons '11 161
5. Rajai Davis '04 .314	5. Rajai Davis '02 160

### Hits

### At Bats

1. Chris Duffy '02 539	1. Tike Redman '98 10
2. Ray Navarrete '02 532	2. Victor Gutierrez '99 8
3. Jose Guillen '96 528	2. Derrick Lankford '99 8
4. Tike Redman '98 525	David Rohm '13 8
Matt Lipka '13 525	Jose Peraza '14 8

### Triples

### Doubles

1. Joey Terdoslavich '11 52	1. Aramis Ramirez '97 114
2. Ray Navarrete '02 41	2. Josh Bonifay '02 102
Kevin Ahrens '14 41	3. Jose Guillen '96 94
4. Freddy Garcia '96 39	4. Pat Magness '05 92
Pat Magness '05 39	5. Brad Corley '07 89

### Runs Batted In

### Home Runs

1. Aramis Ramirez '97 29	1. Pat Magness '05 141
2. Josh Bonifay '02 26	2. Eddy Furniss '99 94
3. Pat Magness '05 24	3. Freddy May '99 85
4. Eddy Furniss '99 23	Chris Garcia '12 85
5. Six Tied With 21	5. Aramis Ramirez '97 80
	Kyle Kubitzka '13 80

### Walks

### Runs

1. Pat Magness '05 98	1. Braeden Schlehuber '12 17
2. Eddy Furniss '99 96	2. B.J. Barns '02 17
3. Rajai Davis '04 91	Corey Painter '98 17
4. Aramis Ramirez '97 85	4. Four Tied With 15
Chris Duffy '02 85	

### Hit-By-Pitches

### Stolen Bases

1. Pedro Powell '07 67
2. Pedro Powell '06 63
3. Rajai Davis '04 57
4. Nate McLouth '03 40
Nick Ahmed '12 40

### Games

1. Aramis Ramirez '97 137
2. Jose Guillen '96 136
3. B.J. Barns '02 135
4. Jose Castillo '02 134
Ray Navarrete '02 134

\*Must qualify among league leaders.



Tike Redman

## PITCHING

### Earned Run Average\*

1. Sean Burnette '02 1.80	1. Aaron Northcraft '12 160
2. Jordan Hotchkiss '10 2.30	2. Kris Lambert '98 145
3. Chris Peters '95 2.43	3. Kevin Phillips '97 140
4. Aaron France, '98 2.72	4. Gus Schlosser '12 139
5. Landon Jacobsen '02 2.89	5. Chris Peters '95 132

### Strikeouts

### Wins

1. Sean Burnette '02 13	1. John Dillinger '95 67
Gus Schlosser '12 13	2. Joe Maskivich '97 63
3. Landon Jacobsen '02 12	2. Jarrett Miller '13 63
Bronson Arroyo '97 12	4. Kyle Bloom '06 61
Larry Wimberly '00 12	5. A.J. Holland '13 59

### Walks

### Losses

1. Andy Bausher '99 15	1. John Dillinger '96 .207
2. Ryan Ledden '01 13	2. Sean Burnette '02 .210
3. Jason Haynie '00 12	3. Jordan Hotchkiss '10 .211
Kyle Bloom '07 12	4. Aaron France '98 .212
Todd Redmond '07 12	5. Alex Wilson '14 .216

### Average Against

### Games

1. D.J. Carrasco '02 55	1. D.J. Carrasco '02 29
2. Jason Alcala '02 54	2. Melqui Torres '03 25
3. Matt Spade '96 53	3. Rafael Chaves '95 22
Josh Higgins '02 53	4. Juan Jaime '12 18
5. Two Tied With 51	5. Two Tied With 17

### Saves

### Games Started

1. Kevin Pickford '96 28	1. Kevin Pickford '96 195
Wardell Starling '98 28	2. Ryan Ledden '01 184
Kris Lambert '98 28	3. Jeff Bennett '01 171
Michael Crotta '08 28	4. Wardell Starling '05 168
Andy Bausher '08 28	5. Andy Bausher '99 165
Jarett Miller '14 28	Curtis Partch '10 165
Lucas Sims '14 28	

### Hits

### Innings

1. Kevin Pickford '96 172.1
2. Jeff Bennett '01 166.0
3. Gus Schlosser '12 165.1
4. Landon Jacobsen '02 161.2
5. Kris Lamber '98 160.2

### Earned Runs

1. Ryan Ledden '01 92
2. Wardell Starling '05 89
3. Kyle Bloom '07 79
4. Kevin Pickford '96 78
5. Andy Bausher '99 77



Aaron Northcraft



# CAREER LEADERS

## CAREER TOP 10 BATTING

**Bold** indicates totals accumulated in one season

Home Runs		Runs Batted In		Runs	
1. Josh Bonifay	39	1. B.J. Barns	174	1. Mike Asche	179
2. Jamie Romak	36	2. Josh Bonifay	143	2. B.J. Barns	165
3. Corey Pointer	33	3. Mike Asche	137	3. Pedro Powell	153
4. Shon Walker	32	4. Jose Castillo	130	4. Nate McLouth	143
5. Craig Wilson	31	5. Shon Walker	126	5. Jose Castillo	139
Jared Keel	31	Avelino Asprilla	126	6. Shon Walker	129
7. <b>Aramis Ramirez</b>	<b>29</b>	7. Jared Keel	125	7. Josh Bonifay	125
8. Yurendell DeCaster	28	8. Yurendell DeCaster	122	Freddy May	125
9. Adam Milligan	27	9. Vic Buttler	119	Corey Painter	125
Will Skinner	27	10. Ronny Paulino	118	Tike Redman	125
				Jared Keel	125
Walks		Stolen Bases		Hit by Pitches	
1. Pat Magness	141	1. Pedro Powell	140	1. B.J. Barns	41
2. Freddy May	136	2. Mike Asche	68	2. Corey Pointer	31
3. Jared Keel	128	3. Nyjer Morgan	62	3. Nyjer Morgan	22
4. B.J. Barns	117	4. Nate McLouth	60	4. Jared Keel	21
5. Shon Walker	116	5. Rajai Davis	57	5. Craig Wilson	20
6. Eddy Furniss	111	Tike Redman	57	6. Jose Castillo	19
7. Taber Lee	108	7. Jose Castillo	50	7. Jamie Romak	17
8. Pedro Powell	104	8. Matt Lipka	49	<b>Braeden Schlehuder</b>	<b>17</b>
9. Jamie Romak	101	9. Jon Prieto	44	9. Ray Navarrete	15
10. Corey Painter	97	10. Freddy May	43	Brad Eldred	15
				Nate McLouth	15
Batting Average		Games		At Bats	
1. <b>Jim Negrych</b>	<b>.370</b>	1. B.J. Barns	358	1. B.J. Barns	1,273
2. <b>Chris Shelton</b>	<b>.359</b>	2. Vic Buttler	275	2. Mike Asche	1,003
3. <b>Jeff Keppinger</b>	<b>.325</b>	3. Avelino Asprilla	273	3. Jose Castillo	988
4. <b>Jose Guillen</b>	<b>.322</b>	4. Pedro Powell	271	4. Pedro Powell	985
5. <b>Rajai Davis</b>	<b>.314</b>	5. Mike Asche	265	5. Vic Buttler	978
6. Ray Navarrete	.312	6. Jose Castillo	259	6. Avelino Asprilla	945
7. <b>Brad Eldred</b>	<b>.310</b>	7. Tike Redman	256	7. Tike Redman	940
8. <b>Pat Magness</b>	<b>.308</b>	8. Freddy May	252	8. Freddy May	907
9. <b>Freddy Garcia</b>	<b>.306</b>	9. Ronny Paulino	245	9. Ronny Paulino	875
10. Josh Bonifay	.303	10. Yurendell DeCaster	235	10. Nate McLouth	837
Hits		Doubles		Triples	
1. B.J. Barns	323	1. B. J. Barnes	68	1. Tike Redman	15
2. Mike Asche	305	2. Mike Asche	67	2. Vic Buttler	13
3. Vic Buttler	274	3. Jamie Romak	55	3. Victor Gutierrez	12
4. Jose Castillo	270	4. David Rohm	52	4. David Rohm	11
5. Freddy May	266	Ray Navarrete	52	5. Mike Asche	10
6. Avelino Asprilla	253	Brad Rea	52	Rob Mackowiak	10
7. Pedro Powell	252	<b>Joey Terdoslavich</b>	<b>52</b>	Brandon Chaves	10
8. Ray Navarrete	243	8. Yurendell DeCaster	51	Pedro Powell	10
9. Tike Redman	239	9. Josh Bonifay	50	9. Shane Walker	9
10. Josh Bonifay	238	Nate McLouth	50	Jose Castillo	9



# CAREER LEADERS

## CAREER TOP 10 PITCHING

**Bold** indicates totals accumulated in one season

*\*Must qualify among league leaders*

Earned Runs		Hits		Strikeouts	
1. Brian Holliday	203	1. Brian Holliday	424	1. Jarett Miller	249
2. Kyle Bloom	181	2. Kevin Pickford	340	2. Mike Gonzalez	235
3. Kevin Pickford	143	3. Kyle Bloom	327	3. Kyle Bloom	232
4. Derek Hankins	141	4. Jeff Bennett	308	4. Landon Jacobsen	231
5. Jarett Miller	129	5. Jarrett Miller	299	5. John Dillinger	210
6. Patrick O'Brien	122	6. Derek Hankins	286	6. Jason Phillips	203
7. Andy Bausher	121	7. Landon Jacobsen	275	7. Kevin Pickford	195
Jeff Martin	121	8. Patrick O'Brien	258	8. Jeff Bennett	188
9. Wardell Starling	115	9. Andy Bausher	242	9. Jason Sharber	184
10. Mike Gonzalez	114	10. Mike Gonzalez	230	10. Kris Lambert	182

Walks		Average Against*		Saves	
1. Brian Holliday	172	1. <b>Sean Burnett</b>	<b>.210</b>	1. D.J. Carrasco	38
2. Kyle Bloom	161	2. John Dillinger	.225	2. Tony Pavlovich	27
3. John Dillinger	125	3. Jason Alcala	.226	Rafael Chaves	27
4. Mike Gonzalez	122	4. <b>Zeke Spruill</b>	<b>.227</b>	<b>R.J. Rodriguez</b>	27
5. Jarett Miller	113	5. Jose Lopez	.234	5. <b>Melqui Torres</b>	25
6. Carlos Alvarado	102	6. Paul Ah Yat	.235	6. Joe Maskivich	21
7. Landon Jacobsen	92	Chris Peters	.235	Jason Alcala	21
8. Jeff Martin	86	8. Joshua Higgins	.238	8. Joshua Higgins	18
9. Chasen Shreve	84	9. Chris Masters	.240	9. <b>Chris Hernandez</b>	16
Jose Lopez	84	10. Two Tied With	.242	Alex Wilson	16

Earned Run Average*		Wins		Losses	
1. <b>Sean Burnett</b>	<b>1.80</b>	1. Jeff Bennett	21	1. Kyle Bloom	25
2. Brady Borner	1.86	2. Landon Jacobsen	20	2. Brian Holliday	21
3. D.J. Carrasco	1.95	3. Kyle Bloom	19	3. Andy Bausher	20
4. Paul Ah Yat	2.27	4. Larry Wimberly	17	Kevin Pickford	20
5. Joshua Higgins	2.30	Jarett Miller	17	5. Landon Jacobsen	19
6. <b>Chris Peters</b>	<b>2.43</b>	6. Mike Gonzalez	16	Patrick O'Brien	19
7. Jimmy Anderson	2.91	Jason Dillinger	16	7. Derek Hankins	17
8. <b>Mike Connolly</b>	<b>2.94</b>	Jason Phillips	16	Jarett Miller	17
9. Landon Jacobsen	2.97	9. Sam McConnell	15	9. Carlos Alvarado	16
10. Sam McConnell	3.03	Brian Holliday	15	10. Chasen Shreve	15

Games		Games Started		Innings Pitched	
1. Joshua Higgins	127	1. Kyle Bloom	62	1. Kyle Bloom	319.2
2. Jason Alcala	110	2. Brian Holliday	53	2. Brian Holliday	316.1
3. Mike Ayers	100	Jarett Miller	53	3. Kevin Pickford	303.2
4. Marcus Davila	97	4. Landon Jacobsen	49	4. Jarett Miller	298.1
5. Ryan Halla	86	5. Kevin Pickford	48	5. Landon Jacobsen	296.2
6. D.J. Carrasco	85	Derek Hankins	48	6. Jeff Bennett	290.1
7. Rick Paugh	83	7. Jeff Bennett	45	7. Derek Hankins	256.0
8. Brian Holliday	82	8. Wardell Starling	41	8. John Dillinger	255.1
9. Nate Hyatt	80	9. Mike Gonzalez	39	9. Mike Gonzalez	234.0
10. Two Tied With	75	Patrick O'Brien	39	10. Wardell Starling	227.0

# LYNCHBURG TEAMS

<u>YEAR</u>	<u>TEAM</u>	<u>LEAGUE</u>	<u>CLASS</u>	<u>REC</u>	<u>PLACE</u>	<u>ATT</u>
1886	Lynchburg	State		19-6	1	N/A
1894	Hill Climbers	State		43-71	6	N/A
1895	Tobacconists	State	B	69-52	2	N/A
1896	Tobacconists	State	B	68-37	N/A	N/A
1906	Shoemakers	Virginia	C	72-36	1	N/A
1907	Shoemakers	Virginia	C	65-62	3	N/A
1908	Shoemakers	Virginia	C	52-76	5	N/A
1909	Shoemakers	Virginia	C	50-74	6	N/A
1910	Shoemakers	Virginia	C	56-61	4	N/A
1911	Shoemakers	Virginia	C	56-65	5	N/A
1912	Shoemakers	Virginia	C	11-34	N/A	N/A
1913	Shoemakers	US	C	0-3	N/A	N/A
1917	Shoemakers	Virginia	C	7-7	N/A	N/A
1939	Grays	Virginia	D	55-51	2	N/A
1940	Senators	Virginia	D	70-45	1	N/A
1941	Senators	Virginia	C	62-56	3	N/A
1942	Senators	Virginia	C	74-51-1	2	N/A
1943	Cardinals	Piedmont	B	54-74-2	5	N/A
1944	Cardinals	Piedmont	B	80-60-3	1	N/A
1945	Cardinals	Piedmont	B	52-88	6	44,331
1946	Cardinals	Piedmont	B	41-99-3	6	68,853
1947	Cardinals	Piedmont	B	63-76-4	5	104,200
1948	Cardinals	Piedmont	B	80-58-2	1	127,883
1949	Cardinals	Piedmont	B	77-62-1	1	121,177
1950	Cardinals	Piedmont	B	76-61	3	91,839
1951	Cardinals	Piedmont	B	64-75	5	62,218
1952	Cardinals	Piedmont	B	64-66-1	4	50,958
1953	Cardinals	Piedmont	B	55-77-2	7	37,000
1954	Cardinals	Piedmont	B	63-77-1	6	34,614
1955	Cardinals	Piedmont	B	64-77-1	5	64,741
1959	Senators	Appalachian	D	22-47-1	6	11,795
1962	White Sox	S. Atlantic	AA	92-47	1	23,831
1963	White Sox	S. Atlantic	AA	79-61-1	3	74,980
1964	White Sox	Southern	AA	81-59	1	78,157
1965	White Sox	Southern	AA	75-64	3	54,619
1966	White Sox	Carolina	A	64-75	7	33,805
1967	White Sox	Carolina	A	68-68	8	38,970
1968	White Sox	Carolina	A	68-72	8	45,771
1969	White Sox	Carolina	A	60-84	9	42,286
1970	Twins	Carolina	A	57-83	8	42,326
1971	Twins	Carolina	A	68-67	3	38,902
1972	Twins	Carolina	A	70-68	4	60,282
1973	Twins	Carolina	A	78-60	1	66,015
1974	Twins	Carolina	A	78-62	2	48,723
1975	Rangers	Carolina	A	60-78	4	28,527
1976	Mets	Carolina	A	65-75	4	46,302
1977	Mets	Carolina	A	78-60	1	55,123
1978	Mets	Carolina	A	73-64	3	56,905
1979	Mets	Carolina	A	61-73	5	53,400
1980	Mets	Carolina	A	71-68-1	5	66,207
1981	Mets	Carolina	A	71-69	6	51,960
1982	Mets	Carolina	A	65-71-1	6	49,539
1983	Mets	Carolina	A	96-43	1	80,104
1984	Mets	Carolina	A	89-49	1	75,034
1985	Mets	Carolina	A	95-45	1	95,657
1986	Mets	Carolina	A	75-55	3	87,930
1987	Mets	Carolina	A	63-76	8	88,370
1988	Red Sox	Carolina	A	68-72	6	81,197
1989	Red Sox	Carolina	A	70-61	5	74,375
1990	Red Sox	Carolina	A	58-80	6	92,607
1991	Red Sox	Carolina	A	67-72	5	88,897
1992	Red Sox	Carolina	A	77-58	1	92,778

# LYNCHBURG TEAMS

<u>YEAR</u>	<u>TEAM</u>	<u>LEAGUE</u>	<u>CLASS</u>	<u>REC</u>	<u>PLACE</u>	<u>ATT</u>
1993	Red Sox	Carolina	A	65-74	7	100,113
1994	Red Sox	Carolina	A	52-87	8	100,724
1995	Hillcats	Carolina	A	67-71	T4	111,654
1996	Hillcats	Carolina	A	65-74	6	100,016
1997	Hillcats	Carolina	A	82-58	2	112,363
1998	Hillcats	Carolina	A	69-71	4	113,145
1999	Hillcats	Carolina	A	64-73	6	110,937
2000	Hillcats	Carolina	A	66-72	6	109,599
2001	Hillcats	Carolina	A	58-79	7	112,310
2002	Hillcats	Carolina	A	87-53	2	127,916
2003	Hillcats	Carolina	A	76-59	1	91,935
2004	Hillcats	Carolina	A	57-81	7	148,067
2005	Hillcats	Carolina	A	78-62	2	150,109
2006	Hillcats	Carolina	A	63-75	7	157,744
2007	Hillcats	Carolina	A	55-82	5	164,413
2008	Hillcats	Carolina	A	58-80	7	162,131
2009	Hillcats	Carolina	A	73-66	4	167,090
2010	Hillcats	Carolina	A	61-77	7	152,161
2011	Hillcats	Carolina	A	60-78	8	169,367
2012	Hillcats	Carolina	A	72-68	3	155,261
2013	Hillcats	Carolina	A	69-70	5	160,537
2014	Hillcats	Carolina	A	68-71	4	158,750

Playoff results for first place teams and championships are as follows:

- 1906 No playoffs; Lynchburg wins Virginia League championship.
- 1940 Lynchburg wins Virginia League championship series, defeating Harrisonburg, 3-2 and then takes a post-season series from the Mountain State League champion Williamson Red Birds.
- 1944 Lynchburg wins Piedmont League championship, 4-3, over Portsmouth Cubs.
- 1948 Lynchburg loses in championship series, 4-0, to Newport News Dodgers.
- 1949 Lynchburg wins Piedmont League championship series, defeating Portsmouth, 4-2.
- 1962 Lynchburg loses in South Atlantic League playoffs to Macon, 3-0.
- 1963 Lynchburg wins second half of split-season; loses playoffs to Augusta, 3-2.
- 1964 No playoffs; Lynchburg wins Southern League championship.
- 1973 Lynchburg wins first half of split-season; loses to second-half champion Winston-Salem in Carolina League championship series, 3-2.
- 1977 Lynchburg wins first half of split-season; loses to second-half winner Peninsula in Carolina League championship series, 3-2.
- 1978 Lynchburg wins first half of split-season; defeats second-half winner Peninsula to win Carolina League Championship, 3-0.
- 1982 Lynchburg wins second half Northern Division title; loses to Alexandria in one-game divisional playoff.
- 1983 Lynchburg wins both halves of split-season for Northern Division title; wins Carolina League championship series against Winston-Salem, 3-0.
- 1984 Lynchburg wins both halves of split-season for Northern Division title; wins Carolina League championship series against Durham, 3-1.
- 1985 Lynchburg wins both halves of split-season for Northern Division title; loses Carolina League championship series against Winston-Salem, 3-1.
- 1988 Lynchburg wins second-half Northern Division title and defeats Salem, 2-1, in playoffs; loses Carolina League championship to Kinston, 3-2.
- 1989 Lynchburg wins first-half Northern Division title; loses to second-half winner Prince William, 2-1.
- 1991 Lynchburg wins second-half Northern Division title and defeats Prince William, 2-0, in playoffs; loses Carolina League championship series against Kinston, 3-0.
- 1992 Lynchburg wins both halves of split-season for Northern Division; loses Carolina League championship series against Peninsula, 3-2.
- 1997 Lynchburg wins second-half Northern Division championship; defeats Frederick, 2-0, in playoffs; wins Carolina League Championship against Kinston, 3-1.
- 2000 Lynchburg wins second-half Northern Division championship; defeats Frederick, 2-0, in playoffs; loses Carolina League championship series against Myrtle Beach, 3-0.
- 2002 Lynchburg earns Wild Card finishing second in both halves behind Wilmington; defeats Wilmington, 2-1 in Northern Division playoffs; defeats Kinston 3-1 in Carolina League Championship.
- 2003 Lynchburg wins first half Northern Division championship; defeats Wilmington, 2-0, in playoffs; loses Carolina League championship series against Winston-Salem, 3-0.
- 2005 Lynchburg wins first half Northern Division championship; loses 2-0 to Frederick in divisional playoff.
- 2009 Lynchburg wins first half Northern Division championship; defeats Wilmington 3-2 in ND playoffs, wins Carolina League Championship against Salem, 3-0.
- 2012: Lynchburg wins the first half Northern Division championship, defeats Wilmington 2-1 in Divisional Round; wins Carolina League Championship over Winston Salem, 3-1.
- 2013: Lynchburg earns Wild Card finishing second in both halves behind Potomac; loses 2-0 in divisional series.
- 2014: Lynchburg earns Wild Card finishing second in both halves behind Potomac; loses 2-0 in divisional series



# YEAR-BY-YEAR SPLITS

	<u>1995</u>	<u>1996</u>	<u>1997</u>	<u>1998</u>	<u>1999</u>	<u>2000</u>
G	119 (Zapata)	136 (Guillen)	137 (Ramirez)	131 (Redman)	128 (Furniss)	130 (Davis)
AVG	.298 (Zapata)	.322 (Guillen)	.306 (Asche)	.298 (Walker)	.295 (May)	.270 (Segura)
AB	416 (Zapata)	528 (Guillen)	520 (Hernandez)	525 (Redman)	456 (Lankford)	485 (Davis)
R	68 (Collier)	79 (Asche/Garcia)	85 (Ramirez)	70 (Pointer/Redman)	96 (Furniss)	77 (Davis)
H	124 (Zapata)	170 (Guillen)	151 (Hernandez)	136 (May)	133 (Lankford)	118 (Davis)
2B	27 (Zapata)	39 (Garcia)	37 (Hernandez)	29 (Long)	33 (Furniss)	36 (Davis)
3B	5 (Conger)	6 (Asche)	6 (S.Walker)	10 (Redman)	8 (Gutierrez/Lankford)	6 (Prieto)
HR	19 (Secrist)	21 (Garcia/Guillen)	29 (Ramirez)	18 (Pointer)	23 (Furniss)	20 (Davis)
RBI	75 (Secrist)	94 (Guillen)	114 (Ramirez)	68 (Walker)	88 (Lankford)	80 (Davis)
BB	63 (Bonifay)	49 (S.Walker)	80 (Ramirez)	53 (Pointer)	94 (Furniss)	58 (Martin/Prieto)
K	88 (Bonifay/Secrist)	107 (Swafford)	140 (Hernandez)	177 (Pointer)	147 (Pointer)	171 (Davis)
SB	31 (Collier/Peterson)	35 (Swafford)	33 (Asche)	36 (Redman)	32 (DeHaan)	37 (Martin)
E	35 (Garcia)	35 (Collier)	31 (Ramirez)	23 (Miyake)	18 (Gutierrez)	38 (Segura)
W	11 (Peters)	11 (Davis/Pickford)	12 (Arroyo)	10 (Lambert)	10 (Gonzalez)	12 (Wimberly)
L	8 (Lawrence)	11 (Pickford)	10 (Martin)	11 (Lambert)	15 (Bausher)	12 (Haynie)
ERA	2.43 (Peters)	3.74 (Dillinger)	3.31 (Arroyo)	2.72 (France)	4.02 (Gonzalez)	3.36 (Beimel)
G	43 (Hartzog)	45 (Paugh)	39 (Ayers)	40 (Halla/Duff)	49 (Guy)	51 (Chrysler)
GS	24 (Peters)	28 (Pickford)	24 (Arroyo)	28 (Lambert)	24 (Bausher)	21 (Haynie)
CG	3 (Peters)	4 (Pickford)	3 (Ah Yat/Arroyo)	4 (Ah Yat)	4 (McConnell)	2 (Beimel)
SHO	3 (Peters)	1 (4 tied)	1 (3 tied)	3 (Ah Yat)	2 (McConnell)	1 (Beimel/Lopez)
SV	22 (Chaves)	5 (Chaves)	17 (Maskivish)	14 (Bussa)	10 (Guy)	14 (Chrysler/Pavlovich)
IP	144.2 (Peters)	172.1 (Pickford)	160.1 (Arroyo)	160.2 (Lambert)	143.1 (Bausher)	120.0 (Beimel)
H	137 (Pointbriant)	195 (Pickford)	154 (Arroyo)	161 (Lambert)	165 (Bausher)	133 (Haynie)
ER	61 (Pointbriant)	78 (Pickford)	74 (Martin)	64 (Lambert)	77 (Bausher)	67 (Haynie)
BB	67 (Dillinger)	58 (Dillinger)	48 (Martin)	45 (France)	63 (Gonzalez)	44 (Beimel)
K	132 (Peters)	116 (Davis)	140 (Phillips)	145 (Lambert)	119 (Gonzalez)	90 (Wimberly)
AVG	.235 (Peters)	.207 (Dillinger)	.243 (Phillips)	.212 (France)	.240 (Gonzalez)	.247 (Beimel)

## TEAM STATISTICS

AVG	.264	.283	.260	.262	.259	.250
AB	4483	4673	4670	4643	4568	4416
R	655	730	683	607	680	594
H	1185	1323	1215	1216	1182	1105
2B	214	253	253	259	228	213
3B	27	34	38	35	40	30
HR	107	105	110	103	116	95
RBI	577	649	625	549	614	540
BB	501	405	500	412	582	509
K	880	965	1061	1107	1146	1128
SB	156	155	147	126	126	145
E	107	80	66	178	165	192
ERA	4.16	4.20	3.84	3.64	4.38	4.28
SHO	9	7	7	12	7	9
SV	27	20	45	44	24	36
IP	1182.2	1192.2	1224.2	1219.1	1205.2	1170.0
H	1213	1249	1154	1207	1271	1222
R	640	704	607	602	706	668
BB	393	459	410	368	431	460
K	893	896	1093	1056	1007	920
AVG	.266	.266	.248	.260	.270	.269

# YEAR-BY-YEAR SPLITS

	<u>2001</u>	<u>2002</u>	<u>2003</u>	<u>2004</u>	<u>2005</u>	<u>2006</u>
G	133 (Combs)	134 (Barns)	127 (Doumit)	128 (Mercedes)	133 (Magness)	131 (Powell)
AVG	.290 (Paulino)	.318 (Navarrete)	.359 (Shelton)	.314 (Davis)	.308 (Magness)	.303 (Bixler)
AB	485 (Castillo)	539 (Duffy)	458 (Doumit)	509 (Davis)	435 (Rea)	434 (Powell)
R	68 (Combs)	85 (Duffy)	85 (McLouth)	91 (Davis)	98 (Magness)	70 (Carlin)
H	119 (Castillo)	169 (Navarrete)	132 (McLouth)	160 (Davis)	131 (Magness)	116 (Carlin)
2B	30 (Langston)	41 (Navarrete)	38 (Doumit)	27 (Davis)	39 (Magness)	27 (Pearce)
3B	7 (Castillo)	5 (Duffy)	6 (Chaves)	7 (Davis/Mercedes)	7 (Guzman)	6 (Carlin)
HR	13 (Bonifay)	26 (Bonifay)	21 (Shelton)	21 (Eldred)	24 (Magness)	14 (Pearce)
RBI	57 (Barns)	102 (Bonifay)	87 (Young)	77 (Eldred)	92 (Magness)	74 (Carlin)
BB	66 (Combs)	63 (Bonifay)	68 (Shelton)	59 (Davis)	141 (Magness)	52 (Rooi)
K	153 (Combs)	102 (DeCaster)	88 (Young)	101 (Mercedes)	114 (Magness)	87 (Powell)
SB	23 (Castillo)	27 (Castillo)	40 (McLouth)	57 (Davis)	24 (Morgan)	63 (Powell)
E	37 (Castillo)	33 (Castillo)	24 (Chaves)	22 (Lee)	24 (Guzman)	15 (Rooi)
W	11 (Bennett)	13 (Burnett)	10 (Oquendo)	10 (Duke)	11 (Van Dusen)	8 (Duguay)
L	13 (Ledden)	10 (Jacobsen)	6 (4 tied at)	10 (Gravelle)	10 (Starling)	11 (Hankins)
ERA	3.42 (Bennett)	1.80 (Burnett)	3.48 (Lopez)	3.62 (Gravelle)	4.24 (VanDusen)	3.18 (Starling)
G	28 (Chaney)	55 (Carrasco)	47 (Torres)	51 (Davila)	46 (Davila)	44 (Duguay)
GS	25 (Bennett)	27 (Jacobsen)	20 (Oquendo)	25 (Gravelle)	28 (Starling)	26 (Hankins)
CG	3 (Ledden)	2 (Burnett)	2 (Bullington)	1 (4 tied with)	2 (O'Brien)	1 (Three-way tie)
SHO	1 (Bennett/Jacobsen)	-----	1 (Bullington/Oquendo)	1 (Albaladejo)	1 (Shortslef/O'Brien)	1 (Starling)
SV	13 (Pavlovich)	29 (Carrasco)	25 (Torres)	12 (Higgins)	16 (Hernandez)	15 (Duguay)
IP	166.0 (Bennett)	161.2 (Jacobsen)	116.1 (Oquendo)	151.2 (Gravelle)	158.1 (Starling)	142.2 (Hankins)
H	184 (Ledden)	145 (Jacobsen)	105 (Oquendo)	157 (Gravelle)	123 (VanDusen)	157 (Hankins)
ER	92 (Ledden)	52 (Jacobsen)	63 (Sharber)	63 (Albaladejo)	58 (VanDusen)	75 (Hankins)
BB	53 (Ledden)	46 (Connolly)	50 (Sharber)	45 (Gravelle)	36 (VanDusen)	61 (Bloom)
K	98 (Bennett)	123 (Jacobsen)	122 (Oquendo)	109 (Gravelle)	102 (VanDusen)	108 (Bloom)
AVG	.268 (Bennett)	.210 (Burnett)	.244 (Oquendo)	.274 (Gravelle)	.255 (VanDusen)	.202 (Starling)

## TEAM STATISTICS

AVG	.244	.276	.271	.263	.282	.266
AB	4542	4776	4391	4626	4697	4556
R	538	700	670	554	741	652
H	1110	1317	1190	1216	1323	1211
2B	208	293	247	225	262	253
3B	25	25	25	34	40	27
HR	67	131	93	72	102	72
RBI	478	633	602	511	682	589
BB	382	419	431	391	590	469
K	1144	849	837	939	944	881
SB	123	110	109	167	106	194
E	183	177	146	130	157	127
ERA	3.87	2.96	3.80	3.93	4.87	4.45
SHO	9	13	8	8	6	5
SV	37	46	38	33	44	30
IP	1192.0	1242.1	1140.1	1208.0	1207.0	1200.0
H	1191	1117	1110	1215	1286	1198
R	631	520	585	604	752	678
BB	427	383	416	395	471	487
K	896	1054	909	904	897	819
AVG	.261	.241	.256	.261	.272	.263

# YEAR-BY-YEAR SPLITS

	2007	2008	2009	2010	2011	2012
G	133 (Johnson)	128 (Sakamoto)	131 (Mercer)	134 (Soto)	131 (Simmons/ Terdoslavich)	130 (Ahmed/Salcedo)
AVG	.340 (Delaney)	.370 (Negrych)	.293 (Hague)	.277 (Puckett)	.311 (Simmons)	.285 (Garcia)
AB	485 (3 players)	482 (Sakamoto)	454 (Hague)	522 (Soto)	517 (Simmons)	506 (Ahmed)
R	73 (Corley)	77 (Negrych)	70 (De Los Santos)	73 (Soto)	72 (Terdoslavich)	84 (Ahmed)
H	138 (Corley)	143 (Negrych)	133 (Hague)	140 (Soto)	161 (Simmons)	136 (Ahmed)
2B	36 (Corley, Johnson)	36 (Negrych)	36 (Mercer)	40 (Puckett)	52 (Terdoslavich)	36 (Ahmed)
3B	7 (Ford, Powell)	4 (Friday, Barksdale)	11 (Presley)	4 (Puckett)	6 (3 players tied)	5 (La Stella)
HR	15 (Romak)	20 (Keel)	14 (Alvarez)	21 (Soto)	20 (Terdoslavich)	17 (Salcedo)
RBI	89 (Corley)	81 (Keel)	83 (Mercer)	73 (Soto)	82 (Terdoslavich)	61 (Salcedo)
BB	56 (Powell)	65 (Keel)	68 (Keel)	45 (Puckett)	41 (Terdoslavich)	85 (Garcia)
K	99 (Corley)	124 (Sakamoto)	96 (De Los Santos)	124 (Puckett)	107 (Terdoslavich)	134 (Milligan)
SB	67 (Powell)	19 (Gonzalez)	53 (De Los Santos)	17 (Puckett)	26 (Simmons)	40 (Ahmed)
E	19 (Gonzalez)	25 (Negrych)	21 (Mercer)	16 (Rojas)	28 (Simmons)	42 (Salcedo)
W	9 (Bloom)	9 (Crotta)	11 (McSwain)	10 (Hotchkiss)	9 (Masters/Delgado)	13 (Schlosser)
L	12 (Bloom, Redmond)	12 (Watson)	9 (Morris)	11 (Partch)	9 (Spruill)	11 (Northcraft)
ERA	3.89 (Pearson)	3.56 (Watson)	3.43 (McSwain)	2.30 (Hotchkiss)	3.19 (Spruill)	3.38 (Schlosser)
G	34 (Garavito)	49 (Cuffman)	48 (Rodriguez)	45 (Bowman, Freeman)	40 (Cardenas)	45 (Chaffee)
GS	25 (Bloom, Redmond)	28 (Crotta, Watson)	26 (Wilson)	24 (Partch)	23 (Masters)	27 (Schlosser/Northcraft)
CG	2 (Garavito)	1 (Lincoln)	1 (McSwain)	-----	5 (Spruill)	2 (Northcraft)
SHO	1 (Bloom, Diaz)	-----	1 (McSwain)	-----	1 (Spruill)	1 (3 players)
SV	15 (Swanson)	9 (Roberts)	27 (Rodriguez)	17 (Joseph)	15 (Buchter)	18 (Jaime)
IP	142.2 (Redmond)	151.2 (Watson)	144.1 (McSwain)	132.0 (Partch)	148.1 (Masters)	165.1 (Schlosser)
H	151 (Redmond)	171 (Crotta)	162 (McSwain)	165 (Partch)	128 (Masters)	156 (Schlosser)
ER	79 (Bloom)	76 (Crotta, Holliday)	58 (Wilson)	73 (Partch)	55 (Masters)	67 (Northcraft)
BB	57 (Bloom)	50 (Hughes)	55 (Wilson)	45 (Partch)	65 (Masters)	53 (Northcraft)
K	95 (Redmond)	104 (Watson)	94 (Wilson)	96 (Partch)	122 (Masters)	160 (Northcraft)
AVG	.232 (Bresnehan)	.259 (Watson)	.262 (Wilson)	.211 (Hotchkiss)	.227 (Spruill)	.247 (Northcraft)

## TEAM STATISTICS

	2007	2008	2009	2010	2011	2012
AVG	.258	.260	.253	.262	.262	.254
AB	4567	4585	4592	4654	4578	4654
R	626	668	643	555	579	590
H	1178	1191	1161	1219	1198	1155
2B	271	279	265	274	280	268
3B	34	22	39	19	38	32
HR	89	89	88	98	90	103
RBI	579	600	580	495	528	537
BB	420	465	480	329	335	432
K	899	954	945	977	924	1031
SB	130	128	117	95	110	144
E	143	164	127	147	140	160
ERA	5.01	4.99	4.11	4.07	3.89	3.54
SHO	9	5	9	12	7	9
SV	35	31	43	32	32	34
IP	1179.2	1193.0	1207.2	1199.1	1190.2	1224.0
H	1317	1320	1278	1194	1121	1193
R	750	787	621	643	601	585
BB	483	431	342	394	477	412
K	807	823	855	986	998	1107
AVG	.284	.279	.272	.260	.251	.258

# YEAR-BY-YEAR SPLITS

## YEAR-BY-YEAR SPLITS

	2013	2014
G	132 (Kubitza)	129 (Ahrens)
AVG	.302 (Rohm)	.342 (Peraza)
AB	496 (Rohm)	478 (Ahrens)
R	77 (Rohm)	68 (Ahrens)
H	150 (Rohm)	128 (Ahrens)
2B	33 (Rohm)	41 (Ahrens)
3B	8 (Rohm)	8 (Peraza)
HR	21 (Hefflinger)	11 (Skinner)
RBI	60 (Reyes)	65 (Ahrens)
BB	205 (Rohm)	48 (Ahrens, Hyams)
K	132 (Kubitza)	122 (Skinner)
SB	37 (Lipka)	35 (Peraza)
E	25 (Kubitza)	12 (Garcia)
W	9 (Miller, Ross)	8 (Miller, Sims)
L	9 (Holland)	11 (Sims)
ERA	3.27 (Ross)	2.02 (Wilson)
G	43 (Hyatt)	42 (Wilson)
GS	25 (Miller)	29 (Miller, Sims)
CG	1 (Ross, Weber)	-----
SHO	-----	-----
SV	12 (Hyatt)	16 (Wilson)
IP	147.0 (Miller)	156.2 (Sims)
H	135 (Miller)	164 (Miller)
ER	64 (Holland)	73 (Sims)
BB	63 (Miller)	57 (Sims)
K	122 (Miller)	127 (Miller)
AVG	.208 Rivera	.216 (Wilson)

AVG	.253	.261
AB	4517	4619
R	607	613
H	1144	1207
2B	266	261
3B	37	39
HR	89	57
RBI	540	541
BB	410	431
K	1001	943
SB	88	146
E	159	122
ERA	4.12	4.36
SHO	8	5
SV	31	34
IP	1193.2	1208.0
H	1165	1212
R	642	669
BB	546	468
K	1088	1063
AVG	.255	.260

	1995	1996	1997	1998	1999	2000	2001	2002
April	13-10	10-14	13-11	10-8	12-9	9-15	11-11	14-9
May	13-16	11-18	16-14	14-15	14-15	13-17	11-17	25-6
June	12-14	8-18	17-11	15-14	14-11	7-18	11-15	15-12
July	15-13	16-10	19-10	14-15	13-16	11-14	14-15	15-13
August	14-16	19-12	17-12	14-15	10-20	25-8	10-21	17-12
September	0-2	1-2	0-0	2-4	1-2	1-0	1-0	1-1
Overall	<b>67-71</b>	<b>65-74</b>	<b>82-58</b>	<b>69-71</b>	<b>64-73</b>	<b>66-72</b>	<b>58-79</b>	<b>87-53</b>

Home	34-35	36-32	49-21	39-32	31-37	36-31	33-37	42-28
Road	33-36	29-42	33-37	30-39	33-36	30-41	25-42	45-25
Extra Inn.	4-3	7-4	9-7	1-12	4-8	6-1	6-7	11-5
One-Run	19-18	13-25	24-15	19-28	14-20	22-13	19-21	15-17
Shutouts	9-8	7-10	7-9	12-3	7-9	9-10	9-20	13-17
DHs	11-7	11-9	8-8	10-4	7-2	10-10	7-7	12-4
HRs	107	105	110	103	116	95	67	131
Opp. HRs	106	99	103	96	102	98	88	53

	2003	2004	2005	2006	2007	2008	2009	2010
April	14-6	11-9	14-8	9-13	9-11	11-15	13-8	9-12
May	13-17	19-1	15-14	18-13	10-19	10-19	19-9	13-17
June	15-13	13-12	12-13	13-14	9-17	13-13	15-11	12-14
July	14-14	8-21	16-13	9-19	10-17	12-17	10-18	9-18
August	20-12	10-19	13-16	15-15	8-22	11-16	13-16	16-12
September	0-1	2-3	2-3	2-0	1-2	1-0	3-4	2-4
Overall	<b>76-59</b>	<b>57-81</b>	<b>78-62</b>	<b>63-75</b>	<b>55-82</b>	<b>58-80</b>	<b>73-66</b>	<b>61-77</b>

Home	42-29	28-40	47-25	33-38	32-37	32-36	36-32	33-37
Road	34-30	29-41	31-37	30-37	23-45	26-44	37-34	28-40
Extra Inn.	5-4	6-10	4-4	10-6	2-7	2-7	6-8	4-7
One-Run	16-22	16-30	22-14	17-20	11-20	18-21	25-19	19-18
Shutouts	8-4	8-11	6-8	5-10	9-9	5-11	9-7	12-9
DHs	5-17	1-13	7-5	10-7	5-5	2-4	7-7	5-7
HRs	93	72	102	72	89	89	88	98
Opp. HRs	66	98	30	101	101	108	96	102

	2011	2012	2013	2014	<u>Totals</u>		
April	7-13	13-9	13-10	9-15	April	224-216	.509
May	15-15	15-14	16-13	20-11	May	303-284	.516
June	10-18	16-13	9-18	12-14	June	233-272	.461
July	11-18	14-14	12-14	14-15	July	256-304	.457
August	15-11	13-16	19-14	13-15	August	292-300	.493
September	2-3	1-2	0-5	0-1	September	23-29	.442
Overall	<b>60-78</b>	<b>72-68</b>	<b>69-70</b>	<b>68-71</b>	Overall	1,348-1,420	.487

Home	31-41	40-31	36-34	33-36	Home	723-669	.519
Road	29-37	32-37	33-36	35-35	Road	625-751	.454
Extra Inn.	3-5	5-10	4-4	9-1	Extra Inn.	108-120	.474
One-run	16-24	25-19	20-18	28-21	One-Run	378-403	.484
Shutouts	7-14	9-12	8-9	5-6	Shutouts	164-196	.456
DHs	7-6	8-8	9-9	3-5	DHs	155-144	.518
HRs	90	103	89	57	HRs	1933	
Opp. HRs	99	74	75	92	Opp. HRs	1879	

# 1995 INDIVIDUAL STATISTICS

<u>PLAYER</u>	<u>AVG</u>	<u>G</u>	<u>AB</u>	<u>R</u>	<u>H</u>	<u>2B</u>	<u>3B</u>	<u>HR</u>	<u>RBI</u>	<u>BB</u>	<u>SO</u>	<u>SB</u>
Austin, Jake	.270	18	74	7	20	6	0	1	11	3	8	0
Bonifay, Ken	.245	116	375	57	92	22	2	10	54	63	88	3
Brooks, Eddie	.118	27	68	6	8	1	0	0	2	8	21	0
Brown, Adrian	.242	54	215	30	52	5	2	1	14	12	20	11
Canetto, John	.250	13	28	5	7	2	0	0	2	3	13	0
Collier, Lou	.276	114	399	68	110	19	3	4	38	51	60	31
Conger, Jeff	.264	90	318	44	84	13	5	3	23	35	74	26
Cornelius, Brian	.154	12	39	2	6	3	0	0	4	4	11	0
Daniel, Mike	.284	50	169	31	48	11	1	10	35	29	36	0
Hanel, Marcus	.185	40	135	14	25	4	1	3	8	4	33	0
House, Mitch	.180	16	50	7	9	3	0	1	6	9	13	0
Knoblauh, Jay	.277	87	264	40	73	16	2	8	47	16	62	3
Leary, Rob	.260	63	208	42	54	9	0	8	31	44	43	9
Mendez, Sergio	.246	65	236	30	58	13	0	8	35	9	49	9
Peterson, Charle	.274	107	391	61	107	9	4	7	51	43	73	31
Reynolds, Chance	.200	5	15	0	3	0	0	0	2	3	2	0
Robertson, Tommy	.273	61	161	16	44	7	0	1	23	20	41	3
Rodarte, Raul	.286	104	346	57	99	18	2	12	48	35	49	19
Rodriguez, Roman	.254	44	130	11	33	4	0	0	9	7	25	1
Sanford, Chance	.333	16	66	8	22	4	0	3	14	7	13	1
Secrist, Reed	.282	112	380	60	107	18	3	19	75	54	88	3
Zabata, Ramon	.298	119	415	59	124	27	2	8	45	42	58	6

<u>PITCHER</u>	<u>W-L</u>	<u>ERA</u>	<u>G</u>	<u>GS</u>	<u>CG</u>	<u>SV</u>	<u>IP</u>	<u>H</u>	<u>R</u>	<u>ER</u>	<u>BB</u>	<u>SO</u>
Abramavicius, J.	1-0	7.30	9	0	0	0	12.1	22	13	10	5	11
Anderson, Jimmy	1-5	4.13	10	9	0	0	52.1	56	29	24	21	32
Caruso, Joe	4-0	2.95	29	0	0	4	39.2	36	13	13	16	27
Chavez, Rafeal	1-3	2.66	42	0	0	22	47.1	35	17	14	13	45
DeLeon, Elcilio	2-0	4.24	13	0	0	0	17.0	12	9	8	11	9
Dillinger, John	6-6	4.02	27	22	0	0	123.0	111	62	55	67	97
Doomeweerd, D.	0-1	6.75	5	0	0	0	8.0	8	6	6	5	9
Farson, Bryan	7-3	5.82	27	6	0	0	51.0	51	41	33	19	35
Hartzog, Cullen	6-4	3.34	43	1	0	0	59.1	49	23	22	30	45
Johnson, Jason	1-4	4.91	10	10	0	0	55.0	58	37	30	20	41
LaPlante, Michel	1-1	8.22	5	2	0	0	15.1	21	14	14	3	13
Lawrence, Sean	5-8	4.22	20	19	0	0	111.0	115	56	52	25	82
Matson, Craig	2-0	3.09	11	0	0	0	11.2	11	5	4	0	5
Mesewicz, Mark	0-1	23.14	6	0	0	0	4.2	13	12	12	2	3
Morel, Ramon	3-7	3.47	12	12	1	0	72.2	80	35	28	13	44
Perkins, Paul	0-3	3.94	25	0	0	1	29.2	34	15	13	10	28
Peters, Chris	11-5	2.43	24	24	3	0	144.2	126	57	39	35	132
Pfaff, Jason	5-6	3.23	35	10	0	0	114.1	115	56	41	31	95
Pickford, Kevin	0-3	4.94	4	4	0	0	27.1	31	15	15	0	15
Pontbriant, Matt	7-7	5.05	27	17	1	0	108.2	137	67	61	28	60
Sosa, Jose	0-0	6.88	10	0	0	0	17.0	27	14	13	6	12
Tolar, Kevin	2-0	2.79	18	0	0	0	19.1	13	7	6	6	19
Young, Danny	2-4	7.40	24	2	0	0	41.1	52	37	34	27	34

**Did You Know?** On April 6, 1995, the Hillcats played their first-ever game against the Durham Bulls. The game also marked the opening of Durham Athletic Park, and the Hillcats won, 6-2.

# 1996 INDIVIDUAL STATISTICS

<u>PLAYER</u>	<u>AVG</u>	<u>G</u>	<u>AB</u>	<u>R</u>	<u>H</u>	<u>2B</u>	<u>3B</u>	<u>HR</u>	<u>RBI</u>	<u>BB</u>	<u>SO</u>	<u>SB</u>
Asche, Mike	.295	129	498	79	147	25	6	7	54	38	92	26
Brooks, Eddie	.267	85	270	41	72	23	1	4	28	15	73	4
Brown, Adrian	.321	52	215	39	69	9	3	4	25	14	24	18
Burke, Stoney	.207	37	92	10	19	4	0	0	9	7	24	0
Farrell, Jon	.359	24	78	8	28	3	0	1	11	19	16	0
Garcia, Freddy	.306	129	474	79	145	39	3	21	86	44	86	4
Guillen, Jose	.322	136	528	78	170	30	0	21	94	20	73	24
Harrison, Kenny	.120	18	50	2	6	3	0	0	3	4	8	0
Hermansen, Chad	.275	66	251	40	69	11	3	10	46	29	56	5
Kelley, Erskine	.282	111	344	61	97	22	5	5	43	25	93	13
Martinez, Ramon	.307	91	306	58	94	10	5	1	30	24	53	12
Mendez, Sergio	.277	39	137	19	38	9	1	4	17	6	24	0
Munoz, Omer	.300	3	10	0	3	0	0	0	1	0	1	0
Robinson, Tony	.172	31	93	13	16	3	0	0	7	17	17	5
Swafford, Derek	.259	117	433	77	112	18	4	2	48	48	107	35
Sweet, Jonathan	.274	72	212	16	58	10	0	0	35	17	26	2
Thobe, Steve	.228	109	359	49	82	15	0	11	43	29	93	4
Walker, Shon	.303	97	323	61	98	19	3	14	70	49	99	3

<u>PITCHER</u>	<u>W-L</u>	<u>ERA</u>	<u>G</u>	<u>GS</u>	<u>CG</u>	<u>SV</u>	<u>IP</u>	<u>H</u>	<u>R</u>	<u>ER</u>	<u>BB</u>	<u>SO</u>
Anderson, Jimmy	5-3	1.93	11	11	1	0	65.1	51	25	14	21	56
Blyleven, Todd	2-1	2.09	23	3	0	1	56.0	49	18	13	14	33
Brown, Mike	1-5	7.01	34	11	0	0	69.1	91	66	54	52	62
Burke, Stoney	0-0	0.00	2	0	0	0	2.0	2	0	0	1	0
Chaves, Rafael	1-3	2.53	30	0	0	5	32.0	35	18	9	8	20
Collie, Tim	4-1	3.60	24	0	0	1	25.0	26	10	10	10	14
Davis, Kane	11-9	4.29	26	26	3	0	157.1	160	84	75	56	116
Dillinger, John	10-5	3.74	33	15	2	0	132.1	101	65	55	58	113
France, Aaron	0-8	6.41	13	13	0	0	60.1	79	53	43	32	40
Harrison, Kenny	0-0	0.00	1	0	0	0	1.0	1	0	0	1	1
Johnson, Jason	1-4	6.50	15	5	0	0	44.1	56	37	32	12	27
Kelley, Jeff	4-5	3.60	13	13	0	0	75.0	77	45	30	24	57
Kelley, John	0-0	3.68	7	0	0	0	7.1	11	4	3	5	3
Maskivish, Joe	1-2	6.75	12	0	0	4	10.2	17	9	8	5	10
Mattson, Craig	0-0	7.71	6	0	0	0	7.0	10	6	6	5	4
McDade, Neal	0-1	9.00	1	1	0	0	5.0	6	6	5	1	2
Paugh, Rick	1-4	3.81	45	0	0	4	52.0	48	33	22	20	41
Phillips, Jason	5-6	4.52	13	13	1	0	73.2	82	47	37	35	63
Pickford, Kevin	11-11	4.07	28	28	4	0	172.1	195	99	78	25	100
Spade, Matt	6-4	3.02	53	0	0	2	80.1	88	38	27	27	71
Temple, Jason	2-2	4.76	21	0	0	3	22.2	24	14	12	19	18
Williams, Matt	0-0	5.23	23	0	0	0	41.1	40	27	24	28	45

**Did You Know?** Following the 1996 season, Jose Guillen went straight to the Major Leagues after winning the starting right field job in spring training with the Pirates.

# 1997 INDIVIDUAL STATISTICS

<u>PLAYER</u>	<u>AVG</u>	<u>G</u>	<u>AB</u>	<u>R</u>	<u>H</u>	<u>2B</u>	<u>3B</u>	<u>HR</u>	<u>RBI</u>	<u>BB</u>	<u>SO</u>	<u>SB</u>
Antigua, Nilson	.243	46	148	18	36	5	0	1	17	5	24	2
Asche, Mike	.306	107	409	7	125	34	4	11	70	41	77	33
Conger, Jeff	.213	24	61	12	13	3	2	1	5	6	18	2
Davis, Albert	.167	18	60	9	10	2	0	1	3	7	13	2
Farris, Mark	.232	116	367	40	85	17	3	4	39	26	71	4
Figueroa, Luis	.281	26	89	12	25	5	0	0	2	7	6	1
Germosen, Julio	.167	3	6	0	1	0	0	0	0	1	2	0
Hernandez, Alex	.290	131	520	75	151	37	4	5	68	27	140	13
Kelley, Erskine	.214	39	112	19	24	8	2	4	16	9	31	1
Long, Garrett	.207	9	29	1	6	3	0	1	5	3	10	0
Mendez, Sergio	.141	17	64	5	9	2	0	2	6	1	18	0
Miyake, Chris	.250	79	288	40	72	14	1	2	20	28	57	3
Nunez, Abraham	.260	78	304	45	79	9	4	3	32	23	47	29
Ramirez, Aramis	.278	137	482	85	134	24	2	29	114	80	103	5
Redman, Julian	.251	125	415	55	104	18	5	4	45	45	82	21
Reyes, Jose	.000	2	5	0	0	0	0	0	0	0	2	0
Rice, Charles	.211	3	95	10	20	2	1	2	13	10	28	2
Robinson, Tony	.295	77	254	40	75	16	3	2	33	28	37	12
Swafford, Derek	.250	38	112	16	28	5	0	0	5	25	28	8
Thobe, Steve	.148	12	27	1	4	1	0	0	2	1	10	1
Turalais, John	.167	14	30	2	5	1	0	1	5	5	9	0
Walker, Morgan	.270	29	89	15	24	6	0	3	8	6	19	0
Walker, Shon	.261	100	303	59	79	15	6	15	48	77	131	2
Wilson, Craig	.264	117	401	54	106	26	1	19	69	39	98	6

<u>PITCHER</u>	<u>W-L</u>	<u>ERA</u>	<u>G</u>	<u>GS</u>	<u>CG</u>	<u>SV</u>	<u>IP</u>	<u>H</u>	<u>R</u>	<u>ER</u>	<u>BB</u>	<u>SO</u>
Ah Yat, Paul	5-1	1.31	6	6	3	0	48.0	37	8	7	4	38
Arroyo, Bronson	12-4	3.31	24	24	3	0	160.1	154	69	59	33	121
Ayers, Mike	5-4	5.00	39	0	0	4	63.0	54	38	35	44	62
Brenson, Kris	5-2	2.58	10	10	0	0	59.1	49	20	17	13	72
Bullock, Derek	2-0	4.81	15	2	0	0	33.2	27	20	18	21	34
Corn, Chris	3-4	3.20	28	1	0	2	64.2	54	30	23	23	66
Daniels, David	1-1	1.80	10	0	0	4	10.0	6	2	2	1	6
Garrett, Hal	2-5	4.82	29	5	0	5	56.0	56	36	30	22	45
Haynie, Jason	2-5	3.25	13	13	1	0	83.0	68	42	30	23	69
Hernandez, Elvin	0-0	1.80	3	0	0	1	5.0	4	1	1	1	5
Johnson, Jason	8-4	3.71	17	17	0	0	99.1	98	43	41	30	92
Martin, Jeffrey	8-10	5.77	24	21	0	0	115.1	139	86	74	48	101
Maskivish, Joe	2-0	2.97	32	0	0	17	33.1	31	12	11	13	24
Mathews, Del	2-5	3.51	18	5	0	1	48.2	48	25	19	13	48
Mattson, Craig	0-0	6.23	4	0	0	1	4.1	6	3	3	2	3
McDade, Neil	2-0	2.89	3	3	0	0	18.2	16	8	6	6	15
O'Connor, Brian	2-1	3.46	11	0	0	2	13.0	11	5	5	6	14
Paugh, Richard	0-2	7.85	24	0	0	5	18.1	18	17	16	11	18
Phillips, Jason	11-6	3.76	23	23	2	0	138.2	129	66	58	35	140
Pickford, Kevin	3-4	3.56	14	10	0	1	73.1	72	31	29	11	50
Temple, Jason	2-0	4.14	28	0	0	1	37.0	39	21	17	24	34
Walker, Morgan	0-0	36.00	1	0	0	0	1.0	2	4	4	2	1
Wallace, Jeff	5-0	1.65	9	0	0	1	16.1	9	3	3	10	13
Young, Danny	0-0	5.92	15	0	0	0	24.1	27	17	16	14	22

**Did You Know?** In 1997, Bronson Arroyo led the Carolina League with 12 wins. Only Sean Burnett, who won 13 games in 2002, and Gus Schlosser, who won 13 games in 2012, have won more games in a season for the Hillcats.

# 1998 INDIVIDUAL STATISTICS

<u>PLAYER</u>	<u>AVG</u>	<u>G</u>	<u>AB</u>	<u>R</u>	<u>H</u>	<u>2B</u>	<u>3B</u>	<u>HR</u>	<u>RBI</u>	<u>BB</u>	<u>SO</u>	<u>SB</u>
Anderson, Frank	.083	8	12	1	1	1	0	0	1	1	3	0
Antigua, Nilson	.000	3	3	0	0	0	0	0	1	0	0	0
Asche, Mike	.320	29	103	24	33	8	0	5	13	10	17	9
Brito, Luis	.239	12	46	4	11	2	0	0	1	1	7	0
Bryant, Matt	.277	51	177	20	49	7	1	2	13	17	38	1
Collier, Lou	.167	5	18	4	3	2	0	0	0	2	0	2
Davis, Albert	.000	1	1	0	0	0	0	0	0	0	1	0
Furniss, Eddy	.193	31	109	7	21	7	0	2	11	17	38	1
Haad, Yamid	.254	88	299	32	76	8	2	5	34	13	54	1
Haverbusch, Kevin	.331	49	181	25	60	12	1	8	39	9	33	4
Hundt, Bo	.179	11	39	2	7	0	0	0	2	2	9	2
Jackson, Jeff	.278	28	97	16	27	8	0	2	15	8	31	3
Jasco, Elinton	.250	14	32	8	8	1	0	0	1	2	6	1
Long, Garrett	.282	91	309	46	87	29	1	7	43	49	83	7
Lorenzana, Luis	.237	95	283	27	67	7	2	2	24	35	62	2
Mackowiak, Rob	.274	86	292	30	80	24	6	3	31	17	65	6
May, Freddy	.292	126	466	64	136	23	4	5	42	51	112	26
Miyake, Chris	.253	120	411	48	104	20	3	2	38	32	79	5
Nunez, Abraham	.222	5	18	2	4	1	0	0	2	3	1	1
Pena, Alex	.063	5	16	1	1	1	0	0	0	0	8	0
Pointer, Corey	.224	118	375	70	84	25	3	18	46	53	177	12
Redman, Tony	.257	131	525	70	135	26	10	6	46	32	73	36
Reyes, Jose	.222	18	54	11	12	4	0	3	9	4	17	2
Rivera, Carlos	.230	29	113	11	26	4	0	4	16	0	19	0
Robinson, Tony	.083	3	12	3	1	0	0	0	0	2	4	2
Walker, Morgan	.298	105	373	46	111	24	0	14	68	22	92	1
Walker, Shon	.217	19	60	9	13	3	0	3	8	8	25	0
Wilson, Craig	.269	61	219	26	59	12	2	12	45	22	53	2

<u>PITCHER</u>	<u>W-L</u>	<u>ERA</u>	<u>G</u>	<u>GS</u>	<u>CG</u>	<u>SV</u>	<u>IP</u>	<u>H</u>	<u>R</u>	<u>ER</u>	<u>BB</u>	<u>SO</u>
Ah Yat, Paul	6-3	2.73	14	14	4	0	102.1	95	40	31	13	77
Alvarado, Carlos	3-5	5.61	13	10	0	0	59.1	69	48	37	24	52
Ayers, Mike	3-3	7.59	34	0	0	0	40.1	53	36	34	17	31
Bauer, Chuck	3-3	4.41	12	8	0	0	49.0	70	33	24	8	29
Buirley, Matt	1-0	6.97	13	0	0	0	20.2	26	22	16	15	21
Bussa, Todd	2-4	2.25	35	0	0	14	48.0	45	16	12	23	54
Corn, Chris	1-1	1.09	7	3	0	0	24.2	20	6	3	7	25
Daniels, David	0-0	1.47	14	0	0	9	18.1	9	3	3	3	19
Duff, Matt	4-5	3.30	40	0	0	10	62.2	52	26	23	20	61
France, Aaron	6-5	2.72	26	20	0	0	129.0	99	51	39	45	110
Gonzalez, Mike	0-3	6.67	7	7	0	0	28.1	40	21	21	13	22
Guzman, Wilson	0-1	13.50	3	0	0	0	2.2	4	4	4	5	2
Halla, Ryan	5-4	3.70	40	0	0	4	56.0	51	27	23	22	51
Kelly, Jeff	0-4	5.46	10	4	0	0	29.2	33	25	18	10	18
Lambert, Kris	10-11	3.59	28	28	1	0	160.2	161	79	64	44	145
Martin, Jeff	0-0	9.00	2	2	0	0	6.0	6	6	6	5	5
McConnell, Sam	8-5	2.90	19	19	3	0	121.0	118	48	39	20	80
McDade, Neal	5-3	3.30	25	11	0	3	90.0	87	35	33	20	74
O'Connor, Brian	6-2	2.60	14	14	1	0	86.2	86	34	25	22	84
Paugh, Rick	0-1	2.92	4	0	0	0	12.1	14	4	4	4	8
Paulino, Arison	0-0	14.73	2	0	0	0	3.2	6	6	6	3	5
Runion, Tony	5-8	3.00	36	0	0	4	57.0	49	21	19	20	72
Temple, Jason	1-0	7.36	6	0	0	0	11.0	14	11	9	5	11

**Did You Know?** *The 1998 Hillcats team featured 10 future Major League players: Lou Collier, Mike Gonzalez, Yamid Haad, Rob Mackowiak, Sam McConnell, Abraham Nunez, Brian O'Connor, Tike Redman, Carlos Rivera and Craig Wilson.*



# 1999 INDIVIDUAL STATISTICS

<b>PLAYER</b>	<b>AVG</b>	<b>G</b>	<b>AB</b>	<b>R</b>	<b>H</b>	<b>2B</b>	<b>3B</b>	<b>HR</b>	<b>RBI</b>	<b>BB</b>	<b>SO</b>	<b>SB</b>
Anderson, Frank	.171	12	35	4	6	0	0	0	3	3	12	0
Bone, Billy	.250	38	104	17	26	5	0	1	13	22	35	3
Bryant, Matt	.284	26	102	9	29	4	0	0	11	11	12	4
Bultmann, Kurt	.195	30	87	7	17	3	1	0	3	17	15	0
Combs, Chris	.154	5	13	1	2	0	1	0	1	1	3	0
Cortez, Sonny	.224	48	161	19	36	6	0	1	10	8	34	1
DeHaan, Kory	.325	78	295	55	96	19	5	7	42	36	63	32
Evans, Lee	.225	117	413	44	93	18	2	11	58	37	129	3
Furniss, Eddy	.261	128	444	96	116	33	1	23	87	94	113	5
Gutierrez, Victor	.234	114	428	55	100	11	8	1	33	37	68	23
Guzman, Wilson	.500	1	2	0	1	0	0	0	2	0	1	0
Haad, Yamid	.254	59	209	31	53	11	1	5	33	33	42	5
Jorgensen, Tim	.278	64	230	32	64	21	3	4	34	26	47	0
Lankford, Derrick	.292	123	456	80	133	28	8	20	88	52	124	4
Lorenzana, Luis	.256	49	156	15	40	7	0	2	14	11	37	2
Mackowiak, Rob	.304	74	263	51	80	7	4	7	30	18	57	9
Maxwell, Keith	.250	35	132	10	33	6	1	3	16	6	29	0
May, Freddy	.295	126	441	61	130	20	4	8	56	85	105	17
Pointer, Corey	.180	108	327	55	59	18	1	15	44	44	147	13
Reyes, Jose	.154	30	65	7	10	4	0	1	4	11	28	1
Washington, Rico	.283	57	205	31	58	7	0	7	32	30	45	4

<b>PITCHER</b>	<b>W-L</b>	<b>ERA</b>	<b>G</b>	<b>GS</b>	<b>CG</b>	<b>SV</b>	<b>IP</b>	<b>H</b>	<b>R</b>	<b>ER</b>	<b>BB</b>	<b>SO</b>
Alvarado, Carlos	4-6	4.57	20	18	0	0	90.2	89	52	46	46	75
Ayers, Mike	1-2	2.70	27	0	0	2	36.2	34	13	11	16	28
Bausher, Andy	6-15	4.83	25	24	1	0	143.1	165	98	77	52	89
Brietenstein, Keith	1-2	2.65	33	8	0	0	85.0	85	37	25	25	62
Carrasco, D.J.	0-1	6.35	2	0	0	0	5.2	9	8	4	3	4
Combs, Chris	5-3	6.55	32	13	0	0	89.1	112	73	65	40	68
Duff, Matt	2-3	5.08	7	7	0	0	39.0	41	22	22	13	40
Gonzalez, Mike	10-4	4.02	20	20	0	0	112.0	98	55	50	63	119
Guy, Brad	6-6	4.11	49	0	0	10	72.1	77	35	33	17	60
Guzman, Wilson	1-2	3.44	35	0	0	2	65.1	70	35	25	12	78
Halla, Ryan	2-7	5.13	46	0	0	7	54.1	60	34	31	20	56
Lambert, Kris	1-3	2.60	13	5	0	0	45.0	43	16	13	12	37
Martin, Jeff	2-1	5.58	10	3	0	0	30.2	34	27	19	13	27
McConnell, Sam	7-3	3.19	15	15	4	0	101.2	84	41	36	27	70
Minter, Matt	3-2	5.03	41	0	0	3	62.2	67	40	35	16	55
Prempas, Lyle	2-3	5.68	6	6	0	0	25.1	27	19	16	7	25
Reyes, Jose	0-0	22.50	1	0	0	0	2.0	5	5	5	0	2
Sparks, Steve	2-3	6.23	5	5	1	0	26.0	36	20	18	15	20
Williams, Larry	4-4	3.55	34	3	0	0	63.1	58	36	25	21	51
Wimberly, Larry	5-3	5.04	11	10	0	0	55.1	77	40	31	13	41

**Did You Know?** Former Atlanta Braves closer Mike Gonzalez won 10 games as a starter for the 1999 Lynchburg Hillcats.

# 2000 INDIVIDUAL STATISTICS

<b>PLAYER</b>	<b>AVG</b>	<b>G</b>	<b>AB</b>	<b>R</b>	<b>H</b>	<b>2B</b>	<b>3B</b>	<b>HR</b>	<b>RBI</b>	<b>BB</b>	<b>SO</b>	<b>SB</b>
Barnes, B.J.	.244	120	398	46	97	20	1	8	48	44	95	8
Cleto, Ambioris	.500	4	6	2	3	1	1	0	0	0	1	0
Davis, J.J.	.243	130	485	77	118	36	1	20	80	52	171	9
Evans, Lee	.259	90	305	45	79	15	3	9	37	43	88	16
Gutierrez, Vic	.242	107	339	42	82	9	4	1	29	40	53	15
Haad, Yamid	.253	25	91	14	23	8	0	3	9	11	16	2
Hernandez, Jose	.333	4	9	1	3	1	0	0	1	0	4	0
Hobbs, Jay	.229	98	297	38	68	22	2	8	52	44	102	2
Landreth, Jason	.193	22	57	5	11	1	0	1	6	9	23	1
Lorenzana, Luis	.229	58	170	22	39	3	4	1	9	20	35	3
Martin, Justin	.262	98	355	52	93	9	1	0	26	58	70	37
Maxwell, Keith	.214	11	28	1	6	0	0	0	0	2	11	0
Meier, Dan	.307	57	202	45	62	12	2	14	43	29	46	2
Prieto, Jon	.237	112	392	61	93	12	6	1	31	58	88	23
Rivera, Carlos	.270	64	233	20	63	17	0	5	47	6	34	0
Sanders, Tracy	.278	43	144	25	40	9	0	10	26	23	47	1
Schneider, Matt	.200	6	20	0	4	0	0	0	0	2	7	0
Segura, Rolando	.270	108	378	42	102	19	1	9	47	25	105	0
Sickles, Jeremy	.200	40	115	8	23	6	0	0	16	4	26	1
Skrehot, Shaun	.233	42	129	9	30	3	2	0	7	9	22	5
Weichard, Paul	.251	80	263	39	66	10	2	5	26	30	84	20

<b>PITCHER</b>	<b>W-L</b>	<b>ERA</b>	<b>G</b>	<b>GS</b>	<b>CG</b>	<b>SV</b>	<b>IP</b>	<b>H</b>	<b>R</b>	<b>ER</b>	<b>BB</b>	<b>SO</b>
Alvarado, Carlos	0-5	4.20	15	7	0	0	49.1	50	30	23	25	37
Arroyo, Bronson	0-0	3.86	1	1	0	0	7.0	8	3	3	2	3
Bausher, Andy	1-5	5.97	30	5	0	0	66.1	77	48	44	27	44
Beimel, Joe	10-6	3.36	18	18	2	0	120.2	111	49	45	44	82
Bravo, Franklin	2-9	6.30	20	12	0	0	75.2	91	60	53	34	55
Buirley, Matt	0-1	5.51	11	0	0	0	16.1	17	14	10	17	18
Carrasco, Dan	1-0	3.48	8	0	0	2	10.1	8	5	4	8	10
Chrysler, Clint	5-1	2.57	51	0	0	14	63.0	48	20	18	22	63
Gonzalez, Mike	4-3	4.66	12	10	0	0	56.0	57	34	29	34	53
Guzman, Wilson	4-3	2.88	10	10	0	0	59.1	65	28	19	19	58
Haynie, Jason	6-12	5.52	23	21	0	1	109.1	133	76	67	43	76
Johnston, Clint	1-2	5.35	10	6	0	0	37.0	48	28	22	15	23
Ledden, Ryan	3-0	3.15	15	0	0	0	20.0	14	12	7	16	14
Lopez, Jose	4-1	3.11	6	6	1	0	37.2	29	14	13	19	38
Manzueta, Rob.	0-4	4.85	23	2	0	0	42.2	49	28	23	13	38
Martin, Jeff	2-2	4.60	28	1	0	0	43.0	36	27	22	20	33
McDade, Neal	1-2	4.66	7	7	0	0	29.0	35	18	15	11	24
Padua, Geraldo	4-9	4.21	17	14	0	0	92.0	102	57	43	22	57
Pavlovich, Tony	2-1	3.60	36	0	0	14	40.0	38	18	16	13	33
Pickford, Kevin	1-2	6.16	10	6	0	0	30.2	42	30	21	14	13
Spurling, Chris	1-0	0.98	9	0	0	5	18.1	8	2	2	3	17
Stabile, Paul	0-0	9.82	10	0	0	0	14.2	21	19	16	8	11
Williams, Dave	1-0	6.55	2	2	0	0	11.0	18	8	8	3	8
Williams, Larry	1-1	3.80	14	0	0	0	21.1	25	12	9	10	21
Wimberly, Larry	12-2	1.88	24	10	0	0	96.0	82	23	20	16	90

**Did You Know?** *The 2000 Lynchburg Hillcats team featured two 10-game winners, Joe Beimel (10-6) and Larry Wimberly (12-2).*

# 2001 INDIVIDUAL STATISTICS

<u>PLAYER</u>	<u>AVG</u>	<u>G</u>	<u>AB</u>	<u>R</u>	<u>H</u>	<u>2B</u>	<u>3B</u>	<u>HR</u>	<u>RBI</u>	<u>BB</u>	<u>SO</u>	<u>SB</u>
Alvarez, Tony	.344	25	93	10	32	4	0	2	11	7	11	7
Barns, B.J.	.246	103	386	60	95	18	4	6	57	31	87	5
Bass, Jayson	.150	7	20	4	3	1	0	0	3	5	8	1
Bonifay, Josh	.297	85	323	42	96	14	1	13	41	26	87	5
Brown, Adrian	.333	4	18	2	6	0	0	0	1	1	3	2
Castillo, Jose	.245	125	485	57	119	20	7	7	49	21	94	23
Cleto, Ambioris	.166	71	193	22	32	12	0	1	14	9	53	7
Combs, Chris	.227	133	463	68	105	18	4	12	53	66	153	2
DeCaster, Yurendell	.104	13	48	1	5	2	0	0	4	3	16	0
Espinoza, Efren	.145	19	62	4	9	2	0	0	4	2	19	1
Garrett, Shawn	.294	52	194	28	57	13	0	9	28	17	64	6
Haad, Yamid	.182	3	11	0	2	1	0	0	1	0	3	1
Harts, Jeremy	.210	125	410	50	86	17	1	3	34	46	151	10
Hernandez, Jose	.163	24	80	7	13	3	0	0	6	4	13	1
Langston, Jay	.265	101	381	29	101	30	0	2	45	15	83	0
Mann, Derek	.275	38	102	14	28	3	2	0	11	9	25	4
Martin, Justin	.287	50	181	25	52	8	1	0	7	17	34	4
Meier, Dan	.288	20	73	11	21	7	0	3	12	10	21	1
Paulino, Ronny	.290	103	352	30	102	16	1	6	51	36	76	4
Prieto, Jonathan	.210	115	395	41	83	12	2	1	32	37	76	21
Ravelo, Manny	.250	20	80	17	20	0	2	0	2	9	15	16
Reyes, Milver	.103	9	29	2	3	0	0	0	1	2	7	0
Sickles, Jeremy	.239	29	92	4	22	6	0	2	6	6	23	1
Weichard, Paul	.243	19	70	10	17	1	0	0	5	3	22	1

<u>PITCHER</u>	<u>W-L</u>	<u>ERA</u>	<u>G</u>	<u>GS</u>	<u>CG</u>	<u>SV</u>	<u>IP</u>	<u>H</u>	<u>R</u>	<u>ER</u>	<u>BB</u>	<u>SO</u>
Alcala, Jason	0-2	2.36	18	0	0	7	26.2	21	7	7	5	27
Alvarado, Carlos	0-0	3.27	4	1	0	0	11.0	8	5	4	7	8
Bennett, Jeff	11-10	3.42	25	25	2	0	166.0	171	78	63	30	98
Bradley, Bobby	1-2	3.12	9	9	0	0	49.0	44	23	17	20	46
Bumatay, Mike	1-7	7.27	23	1	0	2	43.1	55	39	35	26	40
Carrasco, D.J.	4-0	1.50	22	0	0	7	36.0	18	7	6	14	40
Chaney, Mike	3-3	3.71	28	3	0	2	68.0	69	31	28	22	44
Dukeman, Greg	6-6	4.01	27	12	0	0	107.2	108	56	48	36	70
Gonzalez, Mike	2-2	2.93	14	2	0	0	30.2	28	14	10	7	32
Grabow, John	1-3	6.38	7	7	0	0	36.2	42	30	26	26	35
Hurley, Derek	0-3	3.52	17	1	0	1	38.1	39	23	15	19	20
Jacobson, Landon	5-7	3.34	17	17	1	0	105.0	101	50	39	38	83
Jonhston, Clint	1-1	5.29	11	0	0	0	17.0	15	11	10	14	23
Johnston, Mike	4-4	3.34	11	10	1	0	62.0	66	27	23	24	44
Ledden, Ryan	9-13	5.42	27	25	3	0	152.2	184	112	92	53	73
Lopez, Jose	5-4	2.37	13	13	0	0	76.0	63	28	20	23	70
Manzueta, Roberto	0-3	2.66	15	0	0	1	23.2	18	11	7	12	30
Montilla, Felix	0-1	9.00	7	0	0	1	7.0	11	7	7	2	3
Pavlovich, Tony	1-0	0.39	20	0	0	13	23.0	13	1	1	5	27
Pena, Alex	2-4	6.11	25	3	0	3	53.0	61	39	36	35	31
Reid, Justin	2-4	2.25	8	8	1	0	56.0	50	15	14	6	48
Torres, Luis	0-0	13.50	4	0	0	0	3.1	6	7	5	3	4

**Did You Know?** Former Pittsburgh Pirates second baseman Jose Castillo led the Carolina League with seven triples in 2001.

# 2002 INDIVIDUAL STATISTICS

<u>PLAYER</u>	<u>AVG</u>	<u>G</u>	<u>AB</u>	<u>R</u>	<u>H</u>	<u>2B</u>	<u>3B</u>	<u>HR</u>	<u>RBI</u>	<u>BB</u>	<u>SO</u>	<u>SB</u>
Asprilla, Avelino	.167	7	12	4	2	0	0	0	0	1	2	0
Barns, B.J.	.268	135	489	59	131	30	3	12	69	42	76	14
Bonifay, Josh	.307	126	463	83	142	36	1	26	102	63	97	3
Brown, Jason	.211	7	19	1	4	1	0	0	1	1	7	0
Castillo, Jose	.300	134	503	82	151	25	2	16	81	49	95	27
Cockrell, Mike	.000	9	7	0	0	0	0	0	0	2	0	0
Cotten, Jeremy	.222	40	126	11	28	9	0	4	11	5	34	1
Cruz, Alex	.000	3	1	0	0	0	0	0	0	0	0	0
DeCaster, Yurendell	.252	125	432	54	109	25	3	15	62	30	102	1
Duffy, Chris	.301	132	539	85	162	27	5	10	52	33	101	22
Hill, Willy	.185	20	54	2	10	0	0	0	1	3	14	3
Hudnall, Josh	.173	52	110	23	19	3	0	1	7	9	26	5
Landaeta, Luis	.264	65	220	26	58	16	2	7	31	14	29	2
Lopez-Cao, Mike	.302	70	212	33	62	16	1	8	20	18	35	0
McLouth, Nate	.244	114	393	58	96	23	4	9	46	41	48	20
Meadows, Randy	.225	23	80	13	18	7	0	1	5	1	15	0
Meath, Matt	.500	5	10	5	5	0	0	0	2	8	2	0
Meier, Dan	.278	22	79	15	22	6	0	3	13	13	18	1
Mejia, Manny	.500	2	2	1	1	0	0	1	1	0	0	0
Navarrete, Ray	.318	134	532	75	169	41	2	6	69	38	48	8
Paulino, Ronny	.262	119	442	63	116	26	2	12	55	39	87	2
Weichard, Paul	.196	21	51	7	10	2	0	0	5	9	13	1

<u>PITCHER</u>	<u>W-L</u>	<u>ERA</u>	<u>G</u>	<u>GS</u>	<u>CG</u>	<u>SV</u>	<u>IP</u>	<u>H</u>	<u>R</u>	<u>ER</u>	<u>BB</u>	<u>SO</u>
Alcala, Jason	2-5	2.68	54	0	0	8	77.1	63	29	23	18	71
Bennett, Jeff	10-6	3.62	24	20	0	0	124.1	137	64	50	30	90
Borner, Brady	9-4	2.00	37	9	0	1	94.2	84	32	21	12	81
Bumatay, Mike	5-2	3.24	52	0	0	2	66.2	50	27	24	31	79
Burnett, Sean	13-4	1.80	26	26	2	0	155.1	118	46	31	33	96
Carrasco, D.J.	4-4	1.61	55	0	0	29	72.2	52	18	13	18	83
Cedeno, Blas	0-0	2.08	9	0	0	0	13.0	11	3	3	7	11
Connolly, Mike	10-3	2.94	29	19	0	0	122.1	111	46	40	46	100
Dukeman, Greg	2-1	3.53	25	0	0	0	35.2	32	17	14	13	21
Guzman, Wilson	1-2	3.42	22	2	0	0	47.1	47	22	18	23	34
Higgins, Josh	4-2	1.90	53	0	0	6	71.0	62	23	15	23	88
Jackson, Brian	2-0	18.56	5	0	0	0	5.1	3	11	11	11	5
Jacobson, Landon	12-10	2.89	27	27	1	0	161.2	145	71	52	41	123
Johnston, Mike	4-2	3.63	15	10	0	0	57.0	50	29	23	26	50
Lavery, Tim	1-1	7.00	6	2	0	0	18.0	24	16	14	7	6
Sharber, Jason	7-6	3.71	22	21	0	0	104.1	109	52	43	37	96
Vogelsson, Ryan	1-1	8.04	4	4	0	0	15.2	19	14	14	7	20

**Did You Know?** In 2002, closer D.J. Carrasco set a new Hillcats record with 29 saves. The previous record was held by Rafael Chavez, who notched 22 saves on the inaugural 1995 Hillcats team.

# 2003 INDIVIDUAL STATISTICS

<u>PLAYER</u>	<u>AVG</u>	<u>G</u>	<u>AB</u>	<u>R</u>	<u>H</u>	<u>2B</u>	<u>3B</u>	<u>HR</u>	<u>RBI</u>	<u>BB</u>	<u>SO</u>	<u>SB</u>
Asprilla, Avelino	.208	33	106	12	22	6	0	0	17	3	24	0
Bautista, Jose	.242	51	165	28	40	14	2	4	20	27	48	1
Berroa, Christian	.220	39	123	11	27	4	1	0	10	2	18	1
Bozanich, Sam	.231	40	117	15	27	6	0	2	12	16	32	2
Buttler, Vic	.285	117	382	49	109	18	5	3	44	37	47	22
Chaves, Brandon	.262	121	443	62	116	23	6	3	49	40	82	13
Cockrell, Michael	.458	7	24	3	11	3	0	0	3	2	1	0
Cortes, Jorge	.264	37	129	17	34	6	0	1	15	11	25	1
DeCaster, Y.	.230	97	330	50	76	24	1	13	56	22	86	3
Doumit, Ryan	.275	127	458	75	126	38	1	11	77	45	79	4
Harts, Jeremy	.221	91	272	31	60	11	2	5	39	15	74	4
Hernandez, Jose	.500	3	4	0	2	0	0	0	0	0	1	0
Keppinger, Jeff	.325	92	342	55	111	21	2	3	51	23	28	3
McLouth, Nate	.300	117	440	85	132	27	2	6	33	55	68	40
Meath, Matt	.107	12	28	1	3	0	0	0	0	5	8	0
Paulino, Ronny	.235	23	81	8	19	3	0	1	12	8	8	1
Pena, Rodolfo	.133	12	30	0	4	2	0	0	2	1	7	0
Ravelo, Manny	.222	57	171	21	38	2	0	0	6	16	46	11
Shelton, Chris	.359	95	315	71	113	24	1	21	69	68	67	1
Young, Walter	.278	117	431	76	120	15	2	20	87	35	88	2

<u>PITCHER</u>	<u>W-L</u>	<u>ERA</u>	<u>G</u>	<u>GS</u>	<u>CG</u>	<u>SV</u>	<u>IP</u>	<u>H</u>	<u>R</u>	<u>ER</u>	<u>BB</u>	<u>SO</u>
Alcala, Jason	2-0	3.81	15	0	0	1	28.1	29	13	12	9	22
Borner, Brady	4-1	1.68	20	6	0	0	75.0	63	21	14	12	62
Bradley, Bobby	3-2	3.40	12	12	0	0	50.1	43	21	19	28	36
Bullington, Bryan	8-4	3.05	17	17	2	0	97.1	101	39	33	27	67
Capps, Matt	0-0	5.40	1	1	0	0	5.0	3	3	3	4	5
Cedeno, Blas	0-2	5.79	4	4	0	0	23.1	24	17	15	7	14
Chryslar, Clint	1-0	2.08	7	0	0	1	8.2	11	3	2	3	6
De Los Santos, C.	0-1	8.36	10	0	0	0	14.0	13	13	13	18	17
Fitch, Steve	2-3	5.26	12	1	0	0	25.2	26	17	15	9	9
Gonzalez, Mike	0-1	5.14	5	0	0	0	7.0	7	9	4	5	9
Guerrero, Julio	4-1	3.90	16	0	0	0	32.1	37	17	14	6	20
Hart, Alex	4-5	4.60	11	11	1	0	58.2	55	34	30	24	44
Harts, Jeremy	0-0	6.75	3	2	0	1	2.2	3	2	2	4	3
Higgins, Joshua	7-2	2.37	37	0	0	0	60.2	56	19	16	12	48
Lopez, Jose	5-6	3.48	20	19	0	0	106.0	99	55	41	42	46
Miller, Jeff	5-6	4.88	27	7	1	0	75.2	89	51	41	25	59
O'Brien, Patrick	2-6	5.47	12	10	0	0	49.1	64	38	30	18	16
Oquendo, Ian	10-3	3.33	20	20	1	0	116.1	105	46	43	33	122
Owens, Henry	1-2	2.45	13	0	0	5	14.2	9	6	4	11	21
Pena, Rodolfo	0-0	0.00	1	0	0	0	1.0	1	0	0	0	1
Sharber, Jason	5-6	4.74	21	16	0	1	95.0	97	63	50	38	88
Shumaker, Casey	1-3	3.65	33	0	0	4	44.1	34	22	18	20	45
Torres, Melqui	2-5	4.23	47	0	0	25	55.1	55	31	26	25	57
Van Benschoten, J.	6-0	2.22	9	9	0	0	48.2	33	14	12	18	49
Waligora, T.P.	3-0	3.93	21	0	0	0	34.1	36	19	15	11	36
Withelder, Greg	1-0	7.59	7	0	0	0	10.2	17	12	9	7	7

**Did You Know?** *The 2003 Hillcats team featured 14 future Major League players: Jose Bautista, Bryan Bullington, Matt Capps, Yurendell DeCaster, Ryan Doumit, Mike Gonzalez, Jeff Keppinger, Nate McLouth, Henry Owens, Ronny Paulino, Chris Shelton, Ian Snell, John Van Benschoten and Walter Young.*

# 2004 INDIVIDUAL STATISTICS

PLAYER	AVG	G	AB	R	H	2B	3B	HR	RBI	BB	SO	SB
Asprilla, Avelino	.283	121	452	50	128	22	3	9	53	21	81	6
Buttler, Vic	.241	101	365	36	88	19	5	5	37	23	61	8
Chapman, Travis	.167	14	54	3	9	1	0	0	3	2	13	0
Cortes, Jorge	.292	70	260	32	76	20	1	5	36	37	48	1
Davis, Rajai	.314	127	509	91	160	27	7	5	38	59	60	57
Eldred, Brad	.310	91	335	54	104	22	1	21	77	35	97	5
Hernandez, Jose	.200	64	215	16	43	5	0	0	11	14	35	0
Herrera, Christian	.198	24	86	15	17	7	0	0	5	8	21	1
Lee, Taber	.248	93	315	38	78	11	2	3	37	48	71	11
Lytle, Chaz	.277	99	354	37	98	14	2	0	24	18	54	22
Macia, Wanell	.125	3	8	0	1	1	0	0	0	1	3	0
Meath, Matt	.286	61	175	27	50	11	4	2	24	28	58	8
Mercedes, Victor	.275	128	484	55	133	24	7	8	62	33	101	29
Navarrete, Ray	.300	62	247	29	74	11	1	8	46	9	37	0
Newman, Ryan	.182	56	159	13	29	2	0	1	10	10	45	1
Nino, Denny	.200	25	70	5	14	2	1	0	2	3	14	0
Olszta, Eddie	.125	7	16	0	2	1	0	0	2	3	11	1
Pena, Rudy	.171	40	123	5	21	2	0	2	9	2	23	0
Powell, Pedro	.344	8	32	9	11	2	0	0	2	2	4	8
Ravelo, Manny	.261	17	46	6	12	2	0	0	4	9	13	4
Rosamond, Mike	.216	37	134	16	29	10	0	1	13	7	37	2
Smith, Sean	.261	6	23	1	6	1	0	0	0	1	6	1
Voshell, Chase	.201	58	164	16	33	8	0	2	16	18	46	2

PITCHER	W-L	ERA	G	GS	CG	SV	IP	H	R	ER	BB	SO
Albaladejo, Jon	8-8	4.33	24	24	1	0	131.0	150	72	63	25	92
Alcala, Jason	1-3	2.57	23	0	0	5	42.0	33	13	12	10	37
Alvarez, Basilio	0-0	5.40	2	2	0	0	10.0	12	6	6	5	6
Bimeal, Matt	0-0	3.38	4	0	0	0	8.0	8	3	3	1	7
Candelario, Eddie	1-2	4.64	4	4	0	0	21.1	17	11	11	7	21
Davila, Marcus	5-9	4.39	51	0	0	8	84.0	89	49	41	27	43
Duke, Zach	10-5	1.39	17	17	1	0	97.0	73	24	15	20	106
Gorzelanny, Tom	3-5	4.85	10	10	0	0	55.2	54	31	30	19	61
Gravelle, Nick	5-10	3.62	26	25	1	0	151.2	157	70	61	45	109
Guerrero, Julio	4-8	5.63	33	12	1	1	96.0	125	64	60	19	59
Hart, Alex	0-1	3.68	3	3	0	0	14.2	16	12	6	8	7
Harts, Jeremy	0-0	8.68	10	0	0	0	9.1	11	9	9	14	7
Higgins, Josh	1-5	2.77	37	0	0	12	48.2	44	20	15	11	33
Johnson, Russ	0-1	10.32	3	3	0	0	11.1	18	14	13	3	11
Lord, Justin	2-2	2.96	14	2	0	0	24.1	24	11	8	11	19
Maholm, Paul	1-3	1.84	8	8	0	0	44.0	39	11	9	15	28
Martin, Greg	2-1	3.00	25	0	0	0	45.0	32	18	15	30	25
Michael, Mark	0-3	3.41	7	4	0	0	29.0	24	15	11	12	20
Mottl, Ryan	2-5	6.15	12	11	0	0	52.2	68	43	36	21	38
Newman, Ryan	0-0	0.00	1	0	0	0	0.1	1	0	0	0	0
O'Brien, Patrick	4-4	4.47	25	13	0	0	92.2	100	47	46	26	58
Owens, Henry	3-4	4.28	39	0	0	4	54.2	46	26	26	26	49
Sharber, Jason	1-0	5.06	5	0	0	1	10.2	7	7	6	5	6
Youman, Shane	4-2	3.16	47	0	0	2	74.0	67	28	26	35	62

**Did You Know?** In 2004, Zach Duke's 1.46 ERA was the lowest in all of Minor League Baseball. His ERA was 0.56 runs/game lower than the next closest hurler, Ben Hendrickson, who had a 2.02 ERA with Triple-A Indianapolis.

# 2005 INDIVIDUAL STATISTICS

<u>PLAYER</u>	<u>AVG</u>	<u>G</u>	<u>AB</u>	<u>R</u>	<u>H</u>	<u>2B</u>	<u>3B</u>	<u>HR</u>	<u>RBI</u>	<u>BB</u>	<u>SO</u>	<u>SB</u>
Asprilla, Avelino	.269	112	375	51	101	20	1	12	56	26	78	4
Benick, Jon	.160	50	187	16	30	7	0	4	30	16	44	0
Bocchino, Anthony	.269	41	78	16	21	4	0	1	11	11	14	0
Boeve, Adam	.313	71	249	60	78	15	1	13	47	39	66	12
Buttler, Vic	.333	57	231	40	77	13	3	5	38	4	34	8
Chaves, Brandon	.300	61	210	34	63	9	4	1	25	28	46	2
Cockrell, Michael	.167	11	42	3	7	1	0	1	1	2	7	0
Guzman, Javier	.324	69	256	40	83	13	7	5	35	20	41	13
Harris, Justin	.300	46	150	25	45	4	2	1	17	6	21	1
Hernandez, Jose	.268	43	149	14	40	4	1	1	20	9	34	2
Kingsbury, Bobby	.246	86	289	42	71	18	4	9	55	41	69	5
Lee, Taber	.241	84	311	44	75	15	1	4	34	60	70	5
Lytle, Chaz	.296	76	247	43	73	7	1	0	19	20	45	12
Magness, Pat	.308	133	425	98	131	39	1	24	92	141	114	0
McCuistion, Mike	.293	98	335	43	98	19	2	8	59	39	64	5
Meath, Matt	.267	13	30	5	8	0	0	0	1	5	8	0
Mercedes, Victor	.264	13	53	10	14	2	1	1	6	5	15	3
Morgan, Nyjer	.286	60	252	36	72	12	3	0	24	11	40	24
Pena, Rudy	.308	9	26	2	8	1	0	1	1	0	6	0
Powell, Pedro	.294	8	34	9	10	1	1	0	1	3	2	2
Raymundo, Gregg	.167	3	12	1	2	1	0	0	3	0	1	0
Rea, Brad	.269	118	435	58	117	37	2	8	58	61	78	0
Stansberry, Craig	.351	24	94	17	33	7	2	3	19	11	13	7
Walker, Neil	.262	9	42	4	11	2	1	0	12	0	12	0
Wilson, Andy	.297	58	185	30	55	11	2	0	18	32	22	1

<u>PITCHER</u>	<u>W-L</u>	<u>ERA</u>	<u>G</u>	<u>GS</u>	<u>CG</u>	<u>SV</u>	<u>IP</u>	<u>H</u>	<u>R</u>	<u>ER</u>	<u>BB</u>	<u>SO</u>
Albaladejo, J.	4-3	3.91	28	6	0	2	78.1	74	40	34	21	76
Allen, Wyatt	0-0	8.38	3	2	0	0	9.2	17	10	9	4	8
Bishop, Matthew	0-2	11.08	8	0	0	0	13.0	26	18	16	9	10
Bloom, Kyle	3-5	5.86	12	12	0	0	63.0	61	45	41	43	34
Craig, Dustin	0-0	0.00	1	0	0	0	2.0	0	0	0	2	2
Davila, Marcus	4-3	5.82	46	0	0	1	72.2	84	50	47	24	45
Guerrero, Julio	4-2	5.35	14	1	0	0	33.2	44	25	20	9	17
Hernandez, Chris	6-3	3.82	45	0	0	16	61.1	62	32	26	25	69
Hernandez, Jose	0-0	13.50	2	0	0	0	2.2	6	4	4	0	0
Holliday, Brian	5-4	5.40	19	19	0	0	93.1	106	66	56	54	39
Jacobsen, Landon	3-1	2.10	5	5	0	0	30.0	29	12	7	13	25
Linares, Ramon	0-1	2.33	12	0	0	1	19.1	14	7	5	11	16
Martin, Greg	5-2	7.30	23	1	0	0	40.2	51	38	33	25	43
Mazurek, Dave	0-2	6.00	30	1	0	2	51.0	52	39	34	19	40
Michael, Mark	1-2	10.29	4	3	0	0	14.0	24	17	16	4	14
O'Brien, Patrick	4-8	5.01	17	16	2	0	82.2	94	51	46	26	49
Ozias, Todd	1-1	3.38	25	0	0	13	29.1	20	11	11	8	29
Shafer, Kurt	1-0	5.40	9	1	0	0	23.1	29	17	14	9	19
Sharpless, Josh	3-0	0.00	17	0	0	5	27.0	7	1	0	11	46
Shortslef, Josh	10-5	4.58	22	22	1	0	120.0	132	69	61	44	84
Starling, Wardell	10-10	5.22	28	28	1	0	153.1	168	98	89	55	102
Torrealba, Yoann	3-1	4.07	16	1	0	2	48.2	54	24	22	14	24
VanDusen, Derrick	11-6	4.24	22	22	1	0	123.0	123	73	58	36	92
Young, Christopher	0-1	3.00	10	0	0	2	15.0	9	5	5	5	14

**Did You Know?** In 2005, reliever Josh Sharpless did not give up an earned run the entire first half of the season (27 innings in 17 appearances). Despite this effort, he was not selected as a 2005 Carolina League All-Star.

# 2006 INDIVIDUAL STATISTICS

<b>PLAYER</b>	<b>AVG</b>	<b>G</b>	<b>AB</b>	<b>R</b>	<b>H</b>	<b>2B</b>	<b>3B</b>	<b>HR</b>	<b>RBI</b>	<b>BB</b>	<b>SO</b>	<b>SB</b>
Bixler, Brian	.303	73	267	46	81	16	2	5	33	35	58	18
Carlin, Michael	.274	116	423	70	116	23	6	13	74	51	78	11
Correll, Brad	.254	86	315	42	80	21	2	6	38	24	45	2
Garcia, Felipe	1.000	1	1	0	1	0	0	0	1	0	0	0
Harris, Justin	.242	87	285	32	69	10	1	2	22	11	30	6
Jones, Christopher	.237	13	38	5	9	4	0	0	0	2	10	0
Lillibridge, Brent	.313	54	201	47	63	10	3	2	28	36	43	24
Lytle, Chazz	.167	14	36	2	6	0	0	0	2	1	4	2
Martinez, Octavio	.383	12	47	5	18	4	0	0	8	1	3	0
Meath, Matt	.232	41	69	14	16	3	1	0	9	14	22	3
Morgan, Nyjer	.303	61	228	43	69	7	3	0	22	20	40	38
Munoz, David	.000	1	3	0	0	0	0	0	1	1	0	0
Nino, Denny	.273	6	22	4	6	3	0	0	3	0	8	0
Pearce, Steven	.265	90	328	48	7	27	1	14	60	34	65	7
Powell, Pedro	.263	131	434	64	114	4	2	0	36	43	87	63
Rea, Brad	.254	54	193	22	49	15	0	2	27	26	46	1
Reyes, Milver	.273	4	11	0	3	0	0	0	1	0	0	0
Rooi, Vince	.247	111	381	43	94	15	1	8	46	52	83	4
Schwartzbauer, Daniel	.259	105	359	44	93	20	1	2	55	30	66	8
Sucre, Antonio	.223	58	202	30	45	18	1	6	25	12	71	2
Suomi, John	.260	81	246	30	64	19	1	3	34	25	43	0
Tejeda, Juan	.270	53	185	28	50	11	1	6	28	28	29	2
Ust, Brant	.167	7	18	1	3	1	0	0	1	4	9	0
Walker, Neil	.284	72	264	32	75	22	1	3	35	19	41	3

<b>PITCHER</b>	<b>W-L</b>	<b>ERA</b>	<b>G</b>	<b>GS</b>	<b>CG</b>	<b>SV</b>	<b>IP</b>	<b>H</b>	<b>R</b>	<b>ER</b>	<b>BB</b>	<b>SO</b>
Antelo, Derek	0-0	4.91	1	0	0	0	3.2	3	2	2	2	2
Bishop, Matthew	0-0	6.89	21	0	0	1	32.2	39	29	25	17	25
Blackwell, Chad	2-7	5.35	19	0	0	1	35.1	43	25	21	18	27
Bloom, Kyle	7-8	4.30	25	25	0	0	127.2	122	63	61	61	108
Craig, Dustin	2-4	3.69	20	9	0	0	61.0	52	34	25	37	52
Davidson, David	0-0	2.16	5	0	0	0	8.1	6	2	2	2	11
Drage, Derek	3-2	5.52	17	1	0	1	31.0	35	20	19	9	22
Duguay, Steven	8-3	3.38	44	0	0	15	58.2	45	22	22	19	55
Garcia, Felipe	2-1	3.52	15	0	0	1	38.1	28	17	15	17	31
Guilory, Matt	5-5	6.83	20	8	0	0	59.1	82	53	45	19	38
Hamilton, Clayton	4-5	4.34	14	14	0	0	66.1	57	33	32	19	41
Hankins, Derek	5-11	4.73	26	26	1	0	142.2	157	82	75	36	70
Heisel, Ian	1-0	2.84	11	0	0	1	19.0	15	6	6	9	15
Holliday, Brian	1-5	8.38	8	7	0	0	29.0	43	34	27	27	6
Linares, Ramon	3-3	4.61	36	0	0	3	66.1	61	39	34	31	57
Lorenzo, Matt	2-4	4.39	14	14	0	0	67.2	70	42	33	28	45
Martin, Greg	0-2	4.96	27	1	0	0	45.1	49	27	25	23	44
Moeves, Derrik	1-0	3.16	17	0	0	3	25.2	22	11	9	15	7
Munoz, Luis	4-3	3.82	11	11	1	0	66.0	66	32	28	29	36
Rodriguez, Nerio	2-2	5.09	4	4	0	0	23.0	31	14	13	6	14
Sanchez, Romulo	0-0	1.04	8	0	0	1	8.2	7	1	1	4	6
Starling, Wardell	4-4	3.18	13	13	1	0	73.2	53	35	26	17	45
Torrealba, Yoann	6-6	4.01	43	3	0	3	101.0	102	49	45	35	56
Valdez, Luis	0-0	14.73	1	1	0	0	3.2	7	6	6	5	1
Wells, Kip	1-0	0.00	1	1	0	0	6.0	3	0	0	2	5

**Did You Know?** *The 2006 Hillcats team featured three Mid-Season Carolina League All-Stars: Brian Bixler at shortstop, Nyjer Morgan in the outfield and Wardell Starling as starting pitcher.*



# 2007 INDIVIDUAL STATISTICS

<b>PLAYER</b>	<b>AVG</b>	<b>G</b>	<b>AB</b>	<b>R</b>	<b>H</b>	<b>2B</b>	<b>3B</b>	<b>HR</b>	<b>RBI</b>	<b>BB</b>	<b>SO</b>	<b>SB</b>
Boone, James	.255	50	192	31	49	12	0	0	34	17	35	8
Corley, Brad	.285	126	485	73	138	36	4	4	89	14	99	3
Davenport, Ron	.286	66	238	35	68	18	2	2	33	16	24	1
Delaney, Jason	.340	72	250	39	85	16	3	3	44	38	52	2
De Los Santos, Jose J.	.306	29	111	18	34	6	0	0	12	6	12	1
Diaz, Einar	.087	6	23	0	2	0	0	0	1	1	3	0
Falcon, Omar	.138	23	65	7	9	4	0	0	0	16	30	0
Ford, Shelby	.281	94	360	64	101	26	7	5	55	34	68	14
Gonzalez, Angel	.254	52	209	31	53	10	2	0	18	7	43	8
Johnson, Tripper	.270	133	485	68	131	36	2	10	72	53	73	13
Kingsbury, Bobby	.233	13	43	3	10	4	0	0	6	3	10	0
Lerud, Steve	.202	84	287	27	58	17	1	4	31	31	63	3
Macia, Wanell	.206	21	63	6	13	2	0	0	5	0	10	0
Mansolino, Tony	.222	93	333	26	74	8	0	3	23	18	66	1
Nino, Denny	.240	27	75	7	18	6	0	2	10	8	14	0
Pacheco, Jonel	.290	9	31	1	9	3	0	0	0	2	10	0
Pearce, Steven	.347	19	75	19	26	4	1	11	24	8	13	2
Peterson, Brian	.321	9	28	4	9	2	0	0	1	6	5	0
Picart, Greg	.236	80	258	27	61	14	4	5	35	13	41	1
Powell, Pedro	.241	124	485	71	117	16	7	0	29	56	94	67
Romak, Jamie	.252	85	294	49	49	21	1	15	45	55	90	2
Rosero, Ciro	.063	5	16	0	0	0	0	0	0	0	5	0
Schwartzbauer, Dan	.252	47	147	20	20	10	0	0	12	18	36	4

<b>PITCHER</b>	<b>W-L</b>	<b>ERA</b>	<b>G</b>	<b>GS</b>	<b>CG</b>	<b>SV</b>	<b>IP</b>	<b>H</b>	<b>R</b>	<b>ER</b>	<b>BB</b>	<b>SO</b>
Amaro, Carlos	0-0	5.40	1	0	0	0	3.1	6	3	2	2	5
Antelo, Derek	1-2	4.10	30	1	0	0	63.2	68	30	29	18	51
Astacio, Olivo	0-1	8.22	7	0	0	1	15.1	14	16	14	12	19
Belisario, Ronald	0-3	4.46	19	0	0	4	34.1	38	18	17	13	19
Bloom, Kyle	9-12	5.51	25	25	1	0	129.0	144	83	79	57	90
Bresnehan, Pat	4-3	4.18	34	0	0	6	60.1	54	37	28	32	63
Cabrera, Henry	0-1	12.00	1	1	0	0	3.0	6	4	4	1	3
Craig, Dustin	0-0	5.94	8	0	0	0	16.2	22	11	11	5	10
Cuffman, Jacob	0-0	0.00	1	0	0	0	1.0	0	0	0	0	1
Diaz, Jose	3-3	6.16	8	6	1	0	38.0	52	35	26	12	21
Garavito, Jean	5-5	4.25	34	13	2	1	112.1	116	62	53	43	65
Hamilton, Clayton	3-7	6.36	15	15	0	0	69.1	85	51	49	25	33
Hankins, Derek	8-6	5.24	22	22	1	0	113.1	129	72	66	37	77
Holliday, Brian	3-2	5.74	28	3	0	0	69.0	99	57	44	37	35
Johnson, Blair	1-4	6.82	8	8	0	0	31.2	40	25	24	15	21
Linares, Serguey	6-7	4.35	16	16	0	0	82.2	79	49	40	47	38
Macia, Wanell	0-0	0.00	1	0	0	0	1.0	2	0	0	0	0
Moeves, Derrik	0-1	9.31	7	0	0	1	9.2	12	10	10	8	6
Molleken, Dustin	0-0	5.79	2	0	0	0	4.2	7	3	3	1	8
Pearons, Kyle	0-3	3.89	19	0	0	2	39.1	48	17	17	16	26
Redmond, Todd	7-12	4.54	25	25	0	0	142.2	151	72	72	32	95
Rodriguez, Dionis	0-0	3.60	1	1	0	0	5.0	4	2	2	2	1
Swanson, Matt	2-6	4.50	41	0	0	15	50.0	45	25	25	39	35
Uviedo, Ronald	0-0	4.09	4	0	0	0	11.0	9	5	5	3	7
Valdez, Luis	3-4	4.79	36	1	0	5	73.1	87	39	39	26	78

**Did You Know?** First baseman Steven Pearce homered 11 times in his final 13 games as a Hillcat before his promotion to AA Altoona. By season's end, Pearce had made it to the Major Leagues, debuting in September with the Pirates.

# 2008 INDIVIDUAL STATISTICS

<u>PLAYER</u>	<u>AVG</u>	<u>G</u>	<u>AB</u>	<u>R</u>	<u>H</u>	<u>2B</u>	<u>3B</u>	<u>HR</u>	<u>RBI</u>	<u>BB</u>	<u>SO</u>	<u>SB</u>
Alvarez, Victor	.227	10	22	3	5	1	0	0	3	4	4	2
Barksdale, James	.236	52	165	22	39	5	4	0	15	9	46	12
Bombback, Danny	.250	22	76	7	19	3	0	2	12	6	11	1
Canal, Yonelvy	.125	4	8	0	1	0	0	0	0	1	5	0
Cavagnaro, Matt	.353	10	34	3	12	4	1	0	6	2	4	0
De Los Santos, Jose	.233	56	210	27	49	5	3	0	13	17	39	14
Durham, Miles	.220	57	218	29	48	15	0	4	24	15	49	11
Friday, Brian	.287	85	341	59	98	20	4	2	29	34	56	16
Goetz, Mike	.206	12	34	2	7	0	0	0	2	2	5	1
Gonzalez, Angel R.	.251	91	371	50	93	19	2	3	34	15	73	19
Jones, Christopher	.253	34	95	9	24	8	0	2	12	7	22	0
Keel, Jared	.237	123	410	76	97	24	2	20	81	65	89	16
Laboy, Albert	.182	33	110	10	20	2	0	1	6	9	20	0
Lerud, Steven	.256	67	234	36	60	14	0	8	40	26	65	1
Mansolino, Tony	.164	43	159	12	26	6	0	1	15	6	33	2
Negrych, Jim	.370	104	386	77	143	36	1	5	62	55	55	7
Picart, Greg	.148	25	81	4	12	4	0	0	6	1	72	8
Prasch, Eddie	.271	112	365	42	99	22	1	3	48	50	5	0
Presley, Alex	.258	82	287	39	74	15	1	6	35	29	50	13
Romak, Jamie	.279	77	290	58	81	25	0	18	57	32	95	0
Sakamoto, Kent	.259	128	482	74	125	35	3	10	66	50	124	5
Watts, Kris	.285	63	207	29	59	16	0	4	34	30	25	0

<u>PITCHER</u>	<u>W-L</u>	<u>ERA</u>	<u>G</u>	<u>GS</u>	<u>CG</u>	<u>SV</u>	<u>IP</u>	<u>H</u>	<u>R</u>	<u>ER</u>	<u>BB</u>	<u>SO</u>
Aguirre, Rodolfo	0-0	11.37	7	0	0	0	12.2	26	17	16	6	11
Antelo, Derek	3-2	6.34	17	2	0	0	38.1	51	35	27	9	33
Barksdale, James	0-0	33.75	2	0	0	0	1.1	6	5	5	2	0
Benoit, Charles	0-4	14.66	14	0	0	0	23.1	49	42	38	13	19
Boleska, Tom	1-0	0.00	1	0	0	0	3.0	0	0	0	0	1
Bombback, Danny	0-1	45.00	1	0	0	0	1.0	6	6	5	0	1
Castorri, Christian	2-1	2.28	10	0	0	0	23.2	22	11	6	10	16
Crotta, Michael	9-10	4.67	28	28	0	0	146.1	171	94	76	25	97
Cuffman, Jacob	1-2	5.23	49	0	0	1	53.1	51	36	31	47	41
Guerrero, Emils	1-0	0.00	1	0	0	0	3.1	2	0	0	2	2
Holliday, Brian	6-10	5.47	27	24	0	0	125.0	156	87	76	44	70
Hughes, Jared	3-9	4.60	21	21	0	0	105.2	108	73	54	50	54
Johnson, Blair	3-2	4.06	27	1	0	0	64.1	69	37	29	17	40
Krebs, Eric	4-2	4.11	31	0	0	3	57.0	48	29	26	29	60
Lincoln, Brad	1-5	4.75	8	8	1	0	41.2	42	24	22	11	29
McSwain, Matt	2-2	5.02	11	5	0	1	37.2	45	22	21	9	23
Molleken, Dustin	3-2	6.67	16	0	0	2	28.1	38	23	21	14	26
Moskos, Daniel	7-7	5.95	29	20	0	0	110.1	124	83	73	43	78
Pearson, Kyle	1-1	6.75	11	0	0	4	13.1	12	10	10	12	11
Picart, Greg	0-0	9.00	1	0	0	0	1.0	2	1	1	0	0
Roberts, Kevin	0-5	3.95	34	0	0	9	57.0	59	30	25	23	45
Simon, Adam	1-1	6.69	17	1	0	3	35.0	37	27	26	15	25
Sues, Jeff	1-1	2.11	13	0	0	2	21.1	11	6	5	6	17
Uviedo, Ronald	0-0	2.25	7	0	0	0	16.0	5	4	4	5	12
Watson, Anthony	8-12	3.56	28	28	0	0	151.2	149	70	60	36	104

**Did You Know?** *Jim Negrych secured the Carolina League batting title and set a team record for single season batting average by hitting .370 during the 2008 campaign.*

# 2009 INDIVIDUAL STATISTICS

<u>PLAYER</u>	<u>AVG</u>	<u>G</u>	<u>AB</u>	<u>R</u>	<u>H</u>	<u>2B</u>	<u>3B</u>	<u>HR</u>	<u>RBI</u>	<u>BB</u>	<u>SO</u>	<u>SB</u>
Alvarez, Pedro	.247	66	243	38	60	14	1	14	55	37	70	1
Chang, Ray	.303	36	122	22	37	9	0	0	28	14	14	1
Collins, Joel	.179	19	56	9	10	2	0	0	1	5	12	0
D'Arnaud, Chase	.295	54	210	45	62	19	4	4	26	30	41	14
Davis, Marcus	.180	17	61	9	11	2	1	2	4	5	24	4
De Los Santos, Jose	.247	114	453	70	112	5	6	0	31	29	96	53
Durham, Miles	.296	65	247	39	73	19	4	7	39	17	55	8
Fryer, Eric	.242	47	157	22	38	11	0	3	14	22	25	0
Gonzalez, Angel R.	.138	8	29	1	4	0	0	0	2	2	9	0
Hague, Matt	.293	122	454	52	133	30	0	8	50	40	67	3
Harrison, Josh	.270	34	141	15	38	8	1	1	13	1	19	4
Huber, Erik	.262	33	122	9	32	9	0	0	11	3	17	1
Keel, Jared	.229	98	301	49	69	21	0	11	44	68	72	1
Loyola, Maiko	.198	43	131	20	26	7	1	5	22	12	34	4
Marte, Starling	1.000	1	2	0	2	0	0	0	1	0	0	0
Mercer, Jordy	.255	131	513	64	131	36	4	10	83	41	93	10
Milledge, Lastings	.250	3	12	3	3	1	0	2	4	1	3	0
Prasch, Eddie	.179	47	151	20	27	10	2	0	19	22	40	1
Presley, Alex	.257	115	417	51	107	17	11	4	37	30	87	9
Romak, Jamie	.213	42	160	15	34	9	0	3	14	14	44	0
Rosero, Ciro	.294	10	10	0	5	2	0	0	3	3	8	0
Sakamoto, Kent	.189	72	72	34	46	11	1	7	29	28	60	1
Sanchez, Tony	.200	3	3	2	2	2	0	0	1	1	4	0
Watts, Kris	.291	103	340	54	99	21	3	7	49	55	51	2

<u>PITCHER</u>	<u>W-L</u>	<u>ERA</u>	<u>G</u>	<u>GS</u>	<u>CG</u>	<u>SV</u>	<u>IP</u>	<u>H</u>	<u>R</u>	<u>ER</u>	<u>BB</u>	<u>SO</u>
Adcock, Nathan	3-2	5.25	7	4	0	0	24.0	29	17	14	7	15
Aguero, Ramon	1-0	2.49	11	0	0	0	21.2	20	10	6	9	22
Bishop, Harrison	2-4	5.02	35	0	0	2	80.2	74	51	45	24	73
Boleska, Tom	1-1	1.60	16	0	0	0	39.1	39	10	7	4	22
Castorri, Christian	2-1	7.20	13	0	0	0	20.0	32	16	16	7	19
Cheng, Chi-Hung	7-3	4.16	20	16	0	0	84.1	98	43	39	23	39
Colla, Michael	6-3	4.31	37	0	0	0	64.2	70	31	31	19	52
Cullen, Chris	4-4	5.01	39	0	0	2	64.2	64	39	36	18	36
Dubee, Michael	2-0	1.05	23	0	0	6	34.1	22	5	4	3	52
Felix, Michael	0-0	7.71	7	0	0	0	9.1	8	9	8	9	5
Garcia, Harvey	1-0	2.77	10	0	0	1	13.0	7	4	4	2	16
Krol, Noah	1-1	1.80	3	0	0	0	5.0	4	1	1	1	4
Locke, Jeff	4-4	4.08	17	17	0	0	81.2	98	44	37	18	56
McSwain, Matt	11-8	3.43	28	25	1	1	144.1	162	60	55	23	64
Mildren, Paul	3-6	5.77	27	11	0	0	73.1	98	49	47	14	44
Molleken, Dustin	3-1	3.48	18	1	0	1	41.1	36	17	16	8	42
Morris, Bryan	4-9	5.57	15	15	0	0	72.2	87	58	45	34	32
Owens, Rudy	1-1	3.86	6	6	0	0	23.1	29	10	10	2	22
Robles, Moises	0-2	4.43	28	0	0	0	42.2	48	22	21	7	26
Rodriguez, R.J.	6-3	3.08	48	0	0	27	49.2	37	19	17	27	41
Uviedo, Ronald	5-5	3.36	23	18	0	3	101.2	98	42	38	28	79

**Did You Know?** Lynchburg was affiliated with the Pirates from 1995-2009. The 2009 club won the Carolina League Championship before the Pirates moved their Advanced-A affiliate to Bradenton, Fla. A nearly identical team won the AA Eastern League Championship for the Pirates in 2010 for the Altoona Curve.

# 2010 INDIVIDUAL STATISTICS

<u>PLAYER</u>	<u>AVG</u>	<u>G</u>	<u>AB</u>	<u>R</u>	<u>H</u>	<u>2B</u>	<u>3B</u>	<u>HR</u>	<u>RBI</u>	<u>BB</u>	<u>SO</u>	<u>SB</u>
Buchholz, Alex	.271	65	240	19	65	17	0	6	36	18	32	6
Carlson, Shane	.286	42	147	20	42	11	0	3	17	5	27	2
Coddington, Kevin	.240	62	221	12	53	10	1	0	23	16	41	0
Contreras, Efrain	.199	62	171	16	34	8	0	4	27	15	51	3
Day, Kyle	.276	95	322	38	89	24	2	7	45	33	85	5
Feiner, Kevyn	.222	38	117	9	26	1	0	2	20	5	31	4
Fellhauer, Josh	.240	129	496	50	119	25	1	6	42	36	82	8
Greene, Brodie	.269	70	264	38	71	11	1	1	20	22	50	8
Gregorius, Didi	.240	7	25	4	6	0	0	0	0	2	6	0
Gualdron, Jose	.254	81	280	25	71	16	0	2	19	9	49	3
LaMarre, Ryan	.222	8	27	2	6	2	0	1	3	2	4	1
McMurray, Chris	.188	10	32	6	6	2	0	0	1	2	8	0
Means, Andrew	.667	1	3	2	2	1	0	0	0	0	1	1
Mendez, Carlos	.295	72	288	35	85	21	0	0	23	12	49	4
Mesoraco, Devin	.335	43	158	24	53	11	2	10	31	19	29	2
Perez, Felix	.338	16	65	8	22	4	2	0	9	4	10	1
Phipps, Denis	.333	25	93	23	31	10	1	8	21	10	19	9
Puckett, Cody	.277	125	473	72	131	40	4	18	54	45	124	17
Reed, Justin	.158	25	76	9	12	3	0	2	5	9	33	3
Richburg, Chris	.291	37	134	20	39	10	1	5	26	6	39	0
Rodriguez, Henry	.250	6	24	2	6	0	0	0	4	0	4	0
Rojas, Miguel	.230	74	244	28	56	3	2	1	14	11	38	12
Sappelt, Dave	.282	19	71	7	20	5	0	0	4	5	15	6
Satterwhite, Cameron	.250	3	12	0	3	1	0	0	1	0	5	0
Soto, Neftali	.268	134	522	73	140	33	2	21	73	32	105	0
Wideman, Jordan	.210	33	105	10	22	5	0	0	6	6	20	0
Wiley, Byron	.205	13	44	3	9	0	0	1	2	5	20	0

<u>PITCHER</u>	<u>W-L</u>	<u>ERA</u>	<u>G</u>	<u>GS</u>	<u>CG</u>	<u>SV</u>	<u>IP</u>	<u>H</u>	<u>R</u>	<u>ER</u>	<u>BB</u>	<u>SO</u>
Avery, James	6-3	3.31	12	12	0	0	65.1	58	31	24	20	42
Bowman, Andrew	1-3	5.16	45	0	0	0	66.1	64	40	38	46	51
Boxberger, Bradley	4-6	3.19	14	13	0	0	62.0	57	30	22	20	70
Bray, Bill	0-0	0.00	4	0	0	0	4.2	1	0	0	2	9
Caroll, Scott	1-2	2.10	5	4	0	0	30.0	24	8	7	7	13
Carson, Blair	1-0	2.41	9	1	0	1	18.2	18	5	5	7	12
Christiani, Nick	1-3	3.44	38	0	0	4	52.1	56	25	20	11	37
Fairel, Matt	5-1	3.04	10	10	0	0	56.1	44	23	19	13	36
Freeman, Justin	1-2	2.91	45	0	0	7	55.2	49	19	18	7	53
Gaffney, Scott	0-1	12.38	8	0	0	0	8.0	10	11	11	7	4
Gonzalez, Aguidio	0-1	40.50	2	0	0	0	1.1	6	6	6	1	0
Guerrero, Daniel	2-2	4.46	15	2	0	0	36.1	34	20	18	6	29
Harang, Daryl	0-1	12.46	5	0	0	0	8.2	19	15	12	3	4
Horst, Jeremy	0-2	4.30	11	0	0	0	14.2	17	8	7	4	17
Hotchkiss, Jordan	10-4	2.30	31	15	0	0	113.2	86	33	29	31	90
Infante, Ezequiel	0-1	5.09	8	1	0	0	17.2	23	11	10	5	13
Janke, Lance	3-9	6.44	24	12	0	0	88.0	105	71	63	26	53
Jeffords, Jeff	3-1	3.84	39	0	0	0	58.2	52	27	25	22	59
Joseph, Donnie	0-4	2.31	31	0	0	17	35.0	23	11	9	16	56
Medina, Ruben	1-0	6.14	5	0	0	0	7.1	8	5	5	0	8
Partch, Curtis	7-11	4.98	28	24	0	0	132.0	165	93	73	45	96
Ravin, Josh	2-1	2.08	5	5	0	0	26.0	19	9	6	12	25
Salinas, Doug	0-1	5.40	4	0	0	0	5.0	4	4	3	1	3
Serrano, Mark	3-6	4.54	15	15	0	0	77.1	83	48	39	20	72
Thurman, Mace	0-0	6.35	5	0	0	3	5.2	7	4	4	5	5
Villarreal, Pedro	0-3	6.86	6	5	0	0	19.2	26	17	15	8	16
Volquez, Edinson	1-0	0.00	2	2	0	0	8.0	3	0	0	0	7
Walker, Justin	4-2	6.59	6	6	0	0	27.1	37	20	20	3	28
Ware, Chase	1-3	4.25	18	7	0	0	48.2	48	26	23	20	33
Watson, Sean	2-3	3.70	19	0	0	0	24.1	25	15	10	11	22
Webb, Travis	0-1	2.79	4	4	0	0	19.1	18	7	6	11	19
Wideman, Jordan	0-0	0.00	1	0	0	0	1.0	0	0	0	0	0
Woody, Abe	2-0	2.08	4	0	0	0	4.1	5	1	1	4	4

# 2011 INDIVIDUAL STATISTICS

<b>PLAYER</b>	<b>AVG</b>	<b>G</b>	<b>AB</b>	<b>R</b>	<b>H</b>	<b>2B</b>	<b>3B</b>	<b>HR</b>	<b>RBI</b>	<b>BB</b>	<b>SO</b>	<b>SB</b>
Bethancourt, Christian	.271	45	166	11	45	6	0	1	20	3	35	3
Brownsten, Cory	.190	6	21	3	4	2	0	0	0	1	3	0
Cunningham, Todd	.257	87	334	59	86	12	4	4	20	33	47	14
Davis, Kyle	.127	20	63	3	8	2	0	1	3	2	27	2
Delgado, Ryan	.357	4	14	0	5	2	0	0	0	0	1	0
Gosselin, Philip	.264	115	424	60	112	24	6	6	63	37	76	6
Hefflinger, Robby	.114	12	44	2	5	2	0	0	2	3	19	0
Kleinknecht, Barrett	.209	83	282	25	59	13	0	7	28	17	56	7
Lemon, Marcus	.260	52	177	21	46	10	1	2	10	17	23	6
Leonard, Joe	.247	110	405	43	100	27	1	8	63	39	88	1
McGill, Joe	.289	60	201	25	58	11	1	5	18	17	31	3
Milligan, Adam	.291	64	237	35	69	19	4	12	40	16	76	1
Query, Ryan	.211	7	19	4	4	1	1	0	6	4	2	0
Rodriguez, Geraldo	.219	77	260	22	57	17	0	10	46	19	94	3
Schlehuber, Braeden	.248	36	121	18	30	10	0	4	14	9	17	2
Simmons, Andrelton	.311	131	517	69	161	35	6	1	52	29	43	26
Spanjer-Furstenburg, Riaan	.188	17	64	3	12	5	0	0	1	2	15	1
Terdoslavich, Joseph	.286	131	483	72	138	52	2	20	82	41	107	2
Walker, Kirk	.000	1	4	0	0	0	0	0	0	0	1	0
Ware, L.V.	.251	115	367	40	92	19	6	7	33	21	98	14
Weaver, Matt	.179	12	39	5	7	0	1	1	4	3	12	0
Whitmer, Jace	.107	8	28	0	3	2	0	0	1	0	7	0
Wiley, Keenan	.285	102	358	59	102	11	5	1	24	22	66	19

<b>PITCHER</b>	<b>W-L</b>	<b>ERA</b>	<b>G</b>	<b>GS</b>	<b>CG</b>	<b>SV</b>	<b>IP</b>	<b>H</b>	<b>R</b>	<b>ER</b>	<b>BB</b>	<b>SO</b>
Brewer, Caleb	1-2	5.14	4	4	0	0	21.1	19	13	12	20	13
Buchter, Ryan	2-5	3.59	34	0	0	15	42.2	36	18	17	22	49
Butts, Brett	0-0	0.00	1	0	0	0	1.0	0	0	0	1	1
Cardenas, Eliecer	4-3	0.79	40	0	0	7	56.2	31	12	5	29	75
Castro, Yeliar	0-0	10.38	4	0	0	0	4.1	4	6	5	6	8
Crim, Matt	2-8	5.88	29	8	0	0	72.0	108	55	47	22	47
Delgado, Dimasther	9-6	3.94	23	17	0	0	96.0	86	50	42	48	77
Frevert, Matthew	1-3	8.25	10	0	0	1	12.0	13	11	11	5	11
Hale, David	4-6	4.10	28	13	1	0	101.0	106	52	46	30	86
Haynes, Jeremy	2-1	6.14	26	0	0	0	36.2	38	30	25	33	33
Jurik, Dan	0-0	3.45	7	2	0	0	15.2	15	6	6	9	13
Kempf, Willie	3-5	6.75	13	7	0	0	46.2	57	37	35	22	35
Lamm, Mark	1-2	3.16	15	0	0	1	25.2	17	9	9	12	19
Lowey, Jason	0-0	2.25	8	0	0	3	8.0	6	2	2	5	11
Masters, Chris	9-5	3.34	28	23	0	0	148.1	128	59	55	65	122
Moran, Gary	2-1	2.63	5	5	0	0	27.1	21	10	8	7	24
Rasmus, Cory	1-5	7.09	7	7	0	0	26.2	28	28	21	12	40
Rodgers, Chad	0-0	0.00	1	0	0	0	0.2	0	0	0	0	1
Roth, Robert	0-0	4.40	9	0	0	0	14.1	12	8	7	8	10
Russell, Andrew	2-2	4.67	33	0	0	0	54.0	52	33	28	16	43
Shafer, Aaron	3-3	3.05	11	10	0	0	65.0	61	26	22	24	40
Sims, Blaine	3-6	3.66	24	12	0	0	83.2	87	42	34	30	52
Spruill, Zeke	7-9	3.19	20	20	5	0	129.2	108	56	46	23	92
Talley, Matt	0-0	5.06	1	1	0	0	5.1	7	3	3	1	0
Vizcaino, Arodys	2-2	2.45	9	9	0	0	40.1	31	14	11	10	37
Weber, Ryan	0-0	3.00	2	0	0	0	6.0	6	2	2	3	3
Wilson, Andrew	2-4	2.70	36	0	0	5	50.0	44	19	15	14	56

**Did You Know?** First baseman Joe Terdoslavich set the Carolina League single-season record for doubles in 2011 with 52. The record-breaking double came on the final game of the regular season.

# 2012 INDIVIDUAL STATISTICS

<b>PLAYER</b>	<b>AVG</b>	<b>G</b>	<b>AB</b>	<b>R</b>	<b>H</b>	<b>2B</b>	<b>3B</b>	<b>HR</b>	<b>RBI</b>	<b>BB</b>	<b>SO</b>	<b>SB</b>
Ahmed, Nick	.269	130	506	84	136	36	4	6	49	49	102	40
Brewer, Dan	.260	40	154	23	40	8	1	2	16	19	29	8
Comer, Chad	.168	36	101	2	17	3	0	0	4	10	23	0
Dalfonso, Jakob	.222	5	18	2	4	0	0	0	0	1	3	0
Garcia, Chris	.285	125	411	56	117	25	1	11	59	85	92	3
Gattis, Evan	.385	21	78	14	30	7	0	9	29	10	12	1
Hefflinger, Robby	.228	37	123	14	28	8	0	4	11	18	47	1
Jones, Mycal	.253	102	383	45	97	27	3	3	30	34	64	22
La Stella, Tommy	.302	85	298	43	90	22	5	5	56	36	24	13
Landoni, Emerson	.217	67	198	22	43	6	1	3	20	14	33	1
Lipka, Matt	.271	51	199	32	54	5	1	2	13	20	32	12
McGill, Shawn	.222	14	45	7	10	4	0	1	8	4	6	2
Milligan, Adam	.255	91	337	45	86	21	2	15	49	20	134	3
Query, Ryan	.259	9	27	2	7	3	0	1	2	5	4	0
Rohm, David	.238	85	281	27	67	19	3	2	26	15	57	2
Rose, Kyle	.226	33	84	12	19	4	2	0	4	8	18	5
Salcedo, Edward	.240	130	471	65	113	26	2	17	61	33	130	23
Schlehuber, Braeden	.270	87	289	36	78	17	4	8	42	9	47	1
Smith, Tim	.320	15	50	10	16	4	0	1	6	9	6	0
Snitker, Troy	.000	1	3	0	0	0	0	0	0	0	1	0
Spina, Michael	.222	26	81	5	18	7	1	1	12	12	26	1
Stevens, Bobby	.250	83	280	42	70	14	0	8	24	13	69	8
Ware, L.V.	.167	11	36	2	6	0	0	0	0	2	9	1
Weaver, Matt	.371	87	278	25	60	9	2	10	32	14	110	2

<b>PITCHER</b>	<b>W-L</b>	<b>ERA</b>	<b>G</b>	<b>GS</b>	<b>CG</b>	<b>SV</b>	<b>IP</b>	<b>H</b>	<b>R</b>	<b>ER</b>	<b>BB</b>	<b>SO</b>
Brewer, Caleb	1-1	4.44	29	0	0	0	46.2	50	28	23	29	35
Cammons, Brett	0-1	2.25	6	0	0	1	8.0	7	2	2	0	10
Chaffee, Matt	3-1	3.99	45	0	0	6	56.1	58	34	25	27	65
Cornley, John	0-0	0.00	4	0	0	1	7.1	1	0	0	2	13
Delgado, Dimasther	7-7	3.92	24	24	0	0	128.2	144	63	56	39	80
Graham, J.R.	9-1	2.63	17	17	1	0	102.2	88	34	30	17	68
Harper, Ryne	2-1	1.83	27	0	0	0	44.1	40	9	9	13	49
Jamie, Juan	1-3	3.16	42	0	0	18	51.1	31	19	18	33	73
Lee, Michael	3-3	3.93	11	9	1	0	55.0	54	27	24	16	42
Marshall, Ian	1-4	5.34	21	0	0	2	28.2	41	20	17	11	24
Martin, Cody	12-7	2.93	22	19	1	0	107.1	93	49	35	34	123
Masters, Chris	0-3	5.40	7	5	0	0	30.0	28	19	18	12	22
McCurry, Cole	0-0	5.40	4	0	0	1	5.0	8	4	3	2	2
Northcraft, Aaron	10-11	3.98	27	27	2	0	151.2	143	83	67	53	160
Pacheco, Ronan	0-4	7.82	12	5	0	0	25.1	42	32	22	27	24
Schlosser, Gus	13-7	3.38	27	27	1	0	165.1	156	73	62	33	139
Shreve, Chasen	4-4	2.15	32	0	0	1	46.0	44	16	11	17	41
Sims, Blaine	1-3	4.42	39	2	0	1	71.1	82	43	35	28	52
Weber, Ryan	2-4	3.38	19	5	0	2	45.1	50	20	17	7	40
Wilson, Andrew	3-3	1.70	32	0	0	1	47.2	33	10	9	12	45

**Did You Know?** Three different Hillcats put their name at the top of the single-season record book during the 2012 season that saw Lynchburg claim its seventh Carolina League championship. Gus Schlosser matched the single-season record with 13 wins while Aaron Northcraft set a new Hillcats mark with 160 strikeouts in one year. Additionally, Braeden Schlehuber tied a Hillcats record by being hit by a pitch 17 times.

# 2013 INDIVIDUAL STATISTICS

<b>PLAYER</b>	<b>AVG</b>	<b>G</b>	<b>AB</b>	<b>R</b>	<b>H</b>	<b>2B</b>	<b>3B</b>	<b>HR</b>	<b>RBI</b>	<b>BB</b>	<b>SO</b>	<b>SB</b>
Anselment, Chase	.080	10	25	3	2	0	0	0	0	6	5	1
Beckwith, William	.229	53	188	26	43	9	0	9	30	27	52	6
Brownsten, Cory	.160	51	131	14	21	2	0	0	10	13	22	0
Castro, Daniel	.284	26	88	10	25	41	1	0	7	7	6	3
De La Cruz, Luis	.202	24	84	7	17	2	0	0	3	6	13	0
Elander, Josh	.262	61	221	28	58	12	0	4	32	26	48	3
Garcia, Eric	.200	3	10	3	2	0	0	0	0	2	1	0
Heffley, Ross	.218	45	165	17	36	10	0	2	14	13	35	2
Hefflinger, Robby	.286	74	280	44	80	17	1	21	52	22	71	1
Hyams, Levi	.191	53	178	14	34	15	1	2	13	25	45	4
Kubitza, Kyle	.260	132	435	75	113	28	6	12	57	80	132	8
Landoni, Emerson	.276	65	228	28	63	13	3	2	19	15	25	0
La Stella, Tommy	.550	7	20	7	11	1	0	1	4	8	1	1
Lipka, Matt	.251	131	525	76	132	29	7	5	40	29	107	37
McGill, Shawn	.269	56	186	20	50	16	2	1	19	16	26	2
Moses, Trenton	.259	64	212	27	55	18	1	3	37	23	46	0
Nunez, Anthony	.133	18	45	3	6	2	0	1	4	3	14	0
Reyes, Elmer	.285	123	438	57	125	30	4	5	60	30	73	7
Rohm, David	.302	130	496	77	150	33	8	2	53	30	92	5
Skinner, Will	.218	71	234	33	51	14	0	16	44	11	89	1
Weaver, Matt	.224	93	281	30	63	1	2	3	35	22	85	7
Wren, Kyle	.000	1	1	0	0	0	0	0	0	1	0	0

<b>PITCHER</b>	<b>W-L</b>	<b>ERA</b>	<b>G</b>	<b>GS</b>	<b>CG</b>	<b>SV</b>	<b>IP</b>	<b>H</b>	<b>R</b>	<b>ER</b>	<b>BB</b>	<b>SO</b>
Brewer, Caleb	0-1	4.01	15	0	0	0	24.2	29	15	11	12	18
Bullock, Billy	0-0	4.00	7	0	0	0	9.0	6	5	4	6	9
Chaffee, Matt	2-2	5.15	24	0	0	1	36.2	41	24	21	18	42
Cornely, John	4-1	3.38	42	0	0	11	50.2	40	22	19	24	70
Cunniff, Brandon	1-0	1.99	20	0	0	0	31.2	20	8	7	21	39
Fish, Robert	2-2	2.25	16	0	0	2	20.0	17	5	5	11	16
Hinson, Ryan	4-4	2.48	10	10	0	0	58.0	58	17	16	19	41
Holland, A.J.	5-9	4.80	28	23	0	0	120.0	130	75	64	59	79
Hoyt, James	3-2	4.89	17	3	0	0	49.2	39	27	27	25	72
Hyatt, Nate	2-4	3.86	43	0	0	12	46.2	47	21	20	30	55
Jadofsky, Zach	0-1	4.91	8	0	0	0	11.0	14	9	6	5	7
Lugo, Jose	0-2	5.40	4	3	0	0	13.1	17	10	8	2	9
Miller, Jarett	9-8	3.73	30	25	0	0	147.0	135	69	61	63	122
Moore, Navery	7-7	6.16	18	17	0	0	87.2	111	64	60	31	60
Pacheco, Ronan	2-1	2.37	28	0	0	1	38.0	27	17	10	25	36
Perez, Carlos	0-0	3.95	9	0	0	1	13.2	6	11	6	11	15
Perez, Williams	6-2	2.62	9	9	0	0	55.0	50	21	16	18	47
Peterson, David	0-2	2.89	5	4	0	0	18.2	14	6	6	7	17
Pope, Mark	0-2	12.27	5	5	0	0	18.1	33	29	25	15	10
Rivera, Wilson	6-0	2.60	40	0	0	1	62.1	45	19	18	44	86
Ross, Greg	9-6	3.27	23	19	1	0	121.0	120	58	44	36	91
Shreve, Chasen	0-1	2.75	14	0	0	2	19.2	15	7	6	8	15
Sims, Blaine	0-6	11.63	6	6	0	0	24.0	34	33	31	26	32
Weaver, Matt	1-0	4.50	2	0	0	0	2.0	1	1	1	3	2
Weber, Ryan	6-5	3.84	22	15	1	0	93.2	90	50	40	15	81
Woolley, Ryan	0-2	6.33	15	0	0	0	21.1	26	19	15	12	17

**Did You Know?** *OF David Rohm was second in the Carolina League in hits (150) and triples (8), fifth in runs scored (77) and doubles (33), and eighth in batting average (.302) in 2013. Nate Hyatt led the league in saves (12) and John Cornely finished second (11).*

# FIRST GAME AT CITY STADIUM

April 11, 1940

## *Storied New York Baseball Rivalry Comes to Lynchburg, Va.*

City Stadium officially opened on April 11, 1940, with an exhibition game between the New York Yankees and the Brooklyn Dodgers. With the brand new stadium packed to capacity with close to 7,000 fans, the Yankees used four home runs and three doubles to trounce their crosstown rivals, 11-4.

Among all the Major League stars that opened the ballpark, Yankees centerfielder Joe DiMaggio shined the brightest. With the largest ovation when he came to bat in the top of the first inning, 'Joltin Joe' laced a double down the left field line and picked up the first two runs batted in at City Stadium. DiMaggio finished the game with three hits and two runs scored. Catcher Bill Dickey also registered three hits and tied teammate Charlie Keller with a game-high three RBIs. The Yankees received home runs from Dickey, Keller, Red Rolfe and Babe Dahlgren - whose shot cleared the street (Wythe Road) beyond right field. Righthander Irving "Bumps" Hadley started and earned the win.

Club officials praised the new ballpark as one of the better places they had played during the spring. The only knock on City Stadium was that there was no home run fence in the outfield - instead, a rope was strung around the outfield at the 375-foot mark.

	1	2	3	4	5	6	7	8	9	R	H	E
<u>New York Yankees</u>	4	0	0	0	5	1	1	0	0	11	14	3
Brooklyn Dodgers	0	0	1	0	0	0	1	2	0	4	10	0

### New York Yankees 11

	AB	R	H	BI	O	A
Crosetti, ss	5	1	2	0	4	4
Rolfe, 3b	5	1	1	2	0	2
Selkirk, rf	4	2	1	0	2	0
DiMaggio, cf	4	2	3	2	1	0
Keller, lf	4	2	2	3	3	0
Dickey, c	5	1	3	3	5	0
Knckrbckr, 2b	5	0	0	0	3	1
Dahlgren, 1b	4	1	1	1	9	1
Hadley, p	4	0	1	0	0	3
Russo, p	1	0	0	0	0	1
Totals	41	11	14	11	27	13

### Brooklyn Dodgers 4

	AB	R	H	BI	O	A
Gilbert, cf	4	1	2	0	5	0
Koy, cf	1	0	0	0	0	0
Coscarart, 2b	5	1	2	1	3	1
Vosmik, lf	5	0	1	1	3	0
Lavagetto, cf	4	0	0	0	0	3
Camilli, 1b	3	1	1	0	4	0
Cullenbine, rf	3	0	2	0	3	0
Mancuso, c	4	1	1	0	6	0
Durocher, ss	1	0	0	0	1	0
Reese, ss	2	0	1	0	1	0
Hamlin, p	2	0	0	0	0	0
Presnell, p	2	0	0	0	1	0
Totals	36	4	10	2	27	4

E-Rolfe 2, Dickey. DP-New York 3. LOB-New York 7, Brooklyn 9. 2B-DiMaggio, Keller, Selkirk, Camilli, Mancuso, Reese. HR-Dahlgren, Dickey, Keller, Rolfe, Coscarart.

Winning Pitcher-Hadley

Umpires-Ballanfant, Pipgren

Losing Pitcher-Hamlin

Time: 2:00 Attendance: 7,000





# JIM BIBBY, #26 1944-2010

Jim Bibby was an anomaly. At 6-5, once weighing close to 300 pounds according to friends, Bibby was probably better suited to play football.

“He had the biggest hands I’ve ever seen,” Paul Sunwall, Lynchburg Hillcats General Manager, said. “I used to take off my championship ring if I was going to shake his hand, because his hands were just so big it would hurt.”

But he didn’t play football. Instead, Bibby pitched 12 seasons in major league baseball and coached 15 more--all in Lynchburg. Though he retired in 2000, he still hung around the team. When he passed away in 2010, one of the most well-known and well-liked coaches around left Lynchburg for good.

“He was a great ambassador for the Hillcats,” Sunwall said. “He came out to a lot of our games. Even after he retired, he was always a favorite with the fans.”

Bibby’s major league career started in 1972 with the St. Louis Cardinals. He threw the Texas Rangers’ first no-hitter in team history the next year (just two months after future Rangers star Nolan Ryan’s first no-hitter). In 1979 he won the World Series with the famous “We Are Family” Pittsburgh Pirates, where he started games four and seven. He was a National League All-Star in 1980.

When he finished his pro career, Bibby wanted to coach. He went to school at Lynchburg College and called on a friend to help jump start his coaching venture.

“He came to me and asked me to make him the pitching coach,” Sunwall said. “He stayed in that role through three affiliations. When the Red Sox took over, they were happy to have him as part of the organization, and of course when we became a Pirates affiliate, that was a natural fit.”

Fifteen seasons later, he became a Lynchburg legend. But it wasn’t only because of baseball.

“Bibby was the kind of guy everybody felt like they knew, like they were friends with him after one conversation,” Sunwall said. “He was a lovable guy.”

The Hillcats retired his No. 26 during a ceremony in 2002. It remains the only retired number in the history of Lynchburg baseball.

“Not many minor league coaches get their jerseys retired,” Bibby told “The News and Advance” in 2002. “It’s an honor for me, and I’m really appreciative of it.”



# HILLCATS IN THE PLAYOFFS

## 1997 NORTHERN DIVISION PLAYOFFS VS. FREDERICK

Date	Result	Winner	Loser	Save
1. 8/31	W 3-0	B. Arroyo	E. Estes	B. O'Connor
2. 9/1	W 3-2	E. Hernandez	C. Fussell	D. Daniels

Lynchburg Wins Best-of-Three series, 2-0.

## 1997 MILLS CUP VS. KINSTON

Date	Result	Winner	Loser	Save
1. 9/3	W 5-3	C. Corn	F. Sanders	D. Daniels
2. 9/4	L 3-4	W. Martinez	E. Hernandez	None
3. 9/5	W 2-1	B. Arroyo	J. Camp	D. Daniels
4. 9/6	W 3-2	P. Ah Yat	A. Garza	D. Daniels

Lynchburg Wins Best-of-Five series, 3-1.

## 2000 NORTHERN DIVISION PLAYOFFS VS. FREDERICK

Date	Result	Winner	Loser	Save
1. 9/4	W 2-1	L. Wimberly	S. Bechler	C. Chrysler
2. 9/5	W 3-2	J. Lopez	M. Achilles	C. Chrysler

Lynchburg Wins Best-of-Three series, 2-0.

## 2000 MILLS CUP VS. MYRTLE BEACH

Date	Result	Winner	Loser	Save
1. 9/7	L 2-1	C. Chavez	C. Spurling	None
2. 9/8	L 7-4	J. Barger	J. Padua	B. Voyles
3. 9/9	L 5-2	N. Kent	M. Gonzalez	B. Voyles

Myrtle Beach Wins Best-of-Five series, 3-0.

## 2002 NORTHERN DIVISION PLAYOFFS VS. WILMINGTON

Date	Result	Winner	Loser	Save
1. 9/4	L 9-3	W. Wilkerson	S. Burnett	None
2. 9/5	W 4-0	L. Jacobsen	D. Tamayo	DJ Carrasco
3. 9/6	W 4-3	J. Higgins	D. Wrightsman	DJ Carrasco

Lynchburg Wins Best-of-Three series, 2-1.

## 2002 MILLS CUP VS. KINSTON

Date	Result	Winner	Loser	Save
1. 9/7	L 3-1	F. Cruceta	J. Sharber	A. Pinales
2. 9/8	W 2-0	J. Bennett	S. Wallace	DJ Carrasco
3. 9/9	W 5-2	S. Burnette	K. Evans	M. Johnson
4. 9/10	W 6-5	J. Higgins	N. Fernley	DJ Carrasco

Lynchburg Wins Best-of-Five series, 3-1.

## 2003 NORTHERN DIVISION PLAYOFFS VS. WILMINGTON

Date	Result	Winner	Loser	Save
1. 9/3	W 7-6	J. Higgins	T. McGill	M. Torres
2. 9/4	W 4-3	B. Borner	K. Middleton	M. Torres

Lynchburg Wins Best-of-Three series, 2-0.



# HILLCATS IN THE PLAYOFFS

## 2003 MILLS CUP VS. WINSTON-SALEM

Date	Result	Winner	Loser	Save
1. 9/6	L 10-6	I. Ulacia	B. Bradley	J. Fields
2. 9/7	L 6-3	H. Phillips	B. Bullington	J. Fields
3. 9/8	L 3-2	K. Honel	H. Owens	J. Fields

Winston-Salem Wins Best-of-Five series, 3-0.

## 2005 NORTHERN DIVISION PLAYOFFS VS. FREDERICK

Date	Result	Winner	Loser	Save
1. 9/7	L 3-2	C. Britton	C. Young	None
2. 9/8	L 1-0	J.J. Johnson	J.Shortslef	M. Salas

Frederick Wins Best-of-Three series, 2-0.

## 2009 NORTHERN DIVISION PLAYOFFS VS. WILMINGTON

Date	Result	Winner	Loser	Save
1. 9/9	L 7-1	A. Caldera	J. Wilson	None
2. 9/10	W 1-0	R. Owens	D. Duffy	R. Uviedo
3. 9/11	L 2-0	B. Bowden	R. Uviedo	None
4. 9/12	W 5-2	M. McSwain	C. Rivas	None
5. 9/13	W 5-2	B. Morris	K. Villa	R. Uviedo

Lynchburg Wins Best-of-Five series, 3-2.

## 2009 MILLS CUP VS. SALEM

Date	Result	Winner	Loser	Save
1. 9/14	W 9-2	J. Wilson	E. Portice	R. Aguero
2. 9/15	W 5-4	R. Uviedo	K. Fernandes	None
3. 9/16	W 8-7	M. Colla	K. Weiland	R. Uviedo

Lynchburg Wins Best-of-Five series, 3-0.

## 2012 NORTHERN DIVISION PLAYOFFS VS. WILMINGTON

Date	Result	Winner	Loser	Save
1. 9/5	W 8-0	G. Schlosser	B. Pounders	None
2. 9/6	L 12-3	J. Adams	D. Delgado	None
3. 9/7	W 2-1	J. Cornely	R. Yambati	J. Jaime

Lynchburg Wins Best-of-Three series, 2-1.

## 2012 MILLS CUP VS. WINSTON-SALEM

Date	Result	Winner	Loser	Save
1. 9/8	W 3-1	M. Lee	S. McCray	J. Jaime
2. 9/9	L 5-4	K. Vance	M. Chaffee	T. Thompson
3. 9/11	W 1-0	G. Schlosser	E. Johnson	J. Jaime
4. 9/12	W 5-4	J. Cornely	B. Blough	None

Lynchburg Wins Best-of-Five series, 3-1.

## 2013 NORTHERN DIVISION PLAYOFFS VS. POTOMAC

Date	Result	Winner	Loser	Save
1. 9/4	L 2-1	B. Dupra	R. Fish	None
2. 9/5	L 3-2	G. Holt	J. Lugo	None

Potomac Wins Best-of-Three series, 2-0.

# HILLCATS IN THE PLAYOFFS

## 2014 NORTHERN DIVISION PLAYOFFS VS. POTOMAC

Date	Result	Winner	Loser	Save
1. 9/3	L 4-2	H. Silvestre	B. Walters	G. Mendez
2. 9/4	L 4-3	B. Rauh	D. Watts	G. Mendez

Potomac Wins Best-of-Three series, 2-0.



Former Hillcats Manager Luis Salazar accepts the Mills Cup from Carolina League President John Hopkins after winning the title in 2012

# HILLCATS FIRSTS

**First Game:** Thursday, 4/6/95, at Durham Bulls Athletic Park (W, 6-2)

**First Pitch:** 7:51pm by Durham's Maurice Christmas to Jeff Conger (ball)

**First Home Game:** Saturday, 4/8/95, vs. Durham (L, 13-6)

## BATTING

**Batter:** Jeff Conger, 4/6/95 (Grounded to second)

**Baserunner:** Lou Collier, 4/6/95 (Singled in 1st inning)

**Double:** Mitch House, 4/6/95 (6th inning at Durham)

**Triple:** Charles Peterson, 4/16/95 (6th inning at Kinston)

**Home Run:** Ken Bonifay (3-run), 4/7/95 (5th inning at Durham)

**Grand Slam:** Reed Secrist, 4/26/95 (1st inning at Frederick)

**Base on Balls:** Lou Collier, 4/6/95 (5th inning)

**Intentional Walk:** Mitch House, 4/7/95 (9th inning at Durham)

**Reach on Error:** Charles Peterson, 4/6/95 (5th inning)

**Stolen Base:** Lou Collier, 4/6/95 (1st inning)

**Caught Stealing:** Tommy Robertson, 4/6/95 (2nd inning)

**Hit by Pitch:** Mitch House, 4/7/95 (2nd inning at Durham)

**Run Scored:** Lou Collier, 4/6/95 (1st inning)

**Run Batted In:** Ken Bonifay, 4/6/95 (Singled in Collier in 1st inning)

## PITCHING

**Win:** Sean Lawrence, 4/6/95 (6-2)

**Loss:** Matt Pontbriant, 4/8/95 (13-6 vs. Durham)

**Save:** Rafael Chaves, 4/17/95 (5-3 vs. Prince William)

**Hit:** Sean Lawrence, 4/6/95 (HR by Wonderful MonDs in 1st inning)

**Base on Balls:** Elcilio DeLeon, 4/6/95 (Scott Pagano in 8th inning)

**Intentional Walk:** Matt Pontbriant, 4/24/95 (Jim Foster, 4th inning at FRE)

**Strikeout:** Sean Lawrence, 4/6/95 (Gator McBride in 1st inning)

**Hit Batsman:** Dave Doorneweerd, 4/11/95 (Harold Williams in 7th at PW)

**Wild Pitch:** Cullen Hartzog, 4/9/95 (8th inning vs. Durham)

**Shutout (7 inn.):** Matt Prontbriant, 5/27/95 (1-0 vs. Durham-G1)

**Shutout (9 inn.):** Sean Lawrence (7.2 inn.) and Rafael Chaves (1.1 inn.),  
5/30/95 (1-0 at Prince William)

**No-Hitter:** John Dillinger and Jason Pfaff, 7/26/95 (4-0 at Kinston)

**Complete-Game SHO (7):** Matt Pontbriant, 5/27/95 (1-0 vs. Durham-G1)

**Complete-Game SHO (9):** Chris Peters, 8/21/95 (2-0 at W-S)

## OTHER

**Double Play:** Collier to Zapata to House (6-4-3), 4/6/95 (8th inning)

**Triple Play:** Line to Collier, Collier unassisted at second, Collier to Secrist,  
8/28/95 (2nd inning vs. Winston-Salem)

**Extra-inning Game:** 5/25/95 vs. Salem, 10 innings (L, 4-3)

**Extra-inning Win:** 6/9/95 vs. Kinston, 10 innings (3-2)

**Doubleheader:** 5/2/95 vs. Frederick (W 4-3 and L 5-3)

**Doubleheader Sweep:** 5/27/95 vs. Durham (1-0 and 4-2)

**3-Game Series Sweep:** 5/12-14/95 at Winston-Salem (W 3-1, 4-2, 7-6)



**CAROLINA LEAGUE**



John Hopkins  
President

Carolina League Office  
1806 Pembroke Road, Suite 2-B  
Greensboro, NC 27408  
Phone: (336) 691-9030  
Fax: (336) 464-2737  
E-mail: office@carolinaleague.com  
Website: www.carolinaleague.com

Official Statistician:  
Baseball Advanced Media  
75 Ninth Avenue  
New York, NY 10011  
Phone: (212) 485-3182 Fax: (212) 485-3456

**FRONT OFFICE**

President/Treasurer ..... John Hopkins  
Vice President ..... Art Silber  
Secretary ..... Ken Young  
Accountant ..... John Schwarz

**GENERAL INFO**

Classification ..... A-Advanced  
Years Active ..... 1945-2015  
2015 Opening Day ..... April 9  
2015 Closing Day ..... September 7  
First Half Ends ..... June 21  
Number of Games ..... 140  
All-Star Game ..... Carolina League vs California League, June 23  
Roster Limit ..... 25 Active, 35 Under Control  
Northern Division ..... Frederick, Lynchburg, Potomac, Wilmington  
Southern Division ..... Carolina, Myrtle Beach, Salem, Winston-Salem

Playoff Format: First-half division winners play second-half division winners in best-of-three series. Division Champions meet in best-of-five series (double-half winners face wild card).

# CAROLINA LEAGUE

## 2015 League Hotels

### Carolina

Hampton Inn  
12318 Wake Union Church  
Wake Forest, NC 27587  
(919) 554-0222

### Frederick

Comfort Inn-Frederick  
7300 Executive Way  
Frederick, MD 21704  
(301) 668-7272

### Lynchburg

Mircotel Inn and Suites  
5704 Seminole Ave.  
Lynchburg, VA 24502  
(434) 239-2300

### Myrtle Beach

Courtyard Myrtle Beach  
Barefoot Landing  
1000 Commons Blvd  
Hwy 17 North  
Myrtle Beach, SC 29577  
(843) 916-0600

### Potomac

Country Inn & Suites  
by Carlson  
2621 Prince William Parkway  
Woodbridge, VA 22192  
(703) 492-6868

### Salem

Comfort Inn Airport  
5070 Valley View Blvd.  
Roanoke, VA 24012  
(540) 527-2020

### Wilmington

Clarion Belle Hotel  
1612 North Dupont Highway  
New Castle, DE 19720  
(302) 428-1000

### Winston-Salem

Fairfield Inn and Suites  
125 South Main Street  
Winston-Salem, NC 27101  
(336) 714-2800

## ALL-TIME CAROLINA LEAGUE CHAMPIONS

1945: Danville	1963: Wilson	1981: Hagerstown	1999: Wilmington/ Myrtle Beach*
1946: Raleigh	1964: Winston-Salem	1982: Alexandria	2000: Myrtle Beach
1947: Raleigh	1965: Tidewater	1983: Lynchburg	2001: Salem
1948: Martinsville	1966: Rocky Mount	1984: Lynchburg	2002: Lynchburg
1949: Burlington	1967: Durham	1985: Winston-Salem	2003: Winston-Salem
1950: Winston-Salem	1968: Hi-Toms	1986: Winston-Salem	2004: Kinston
1951: Winston-Salem	1969: Raleigh-Durham	1987: Salem	2005: Frederick
1952: Reidsville	1970: Winston-Salem	1988: Kinston	2006: Kinston
1953: Danville	1971: Peninsula	1989: Prince William	2007: Frederick
1954: Fayetteville	1972: Salem	1990: Frederick	2008: Potomac
1955: Danville	1973: Winston-Salem	1991: Kinston	2009: Lynchburg
1956: Fayetteville	1974: Salem	1992: Peninsula	2010: Potomac
1957: Durham	1975: Rocky Mount	1993: Winston-Salem	2011: Frederick
1958: Burlington	1976: Winston-Salem	1994: Wilmington	2012: Lynchburg
1959: Wilson	1977: Peninsula	1995: Kinston	2013: Salem
1960: Greensboro	1978: Lynchburg	1996: Wilmington	2014: Potomac
1961: Wilson	1979: Winston-Salem	1997: Lynchburg	
1962: Kinston	1980: Peninsula	1998: Wilmington	

\*Co-Champions declared

## FORMER CAROLINA LEAGUERS IN THE HALL OF FAME

Earl Weaver.....Winston-Salem, 1950	Joe Morgan.....Durham, 1963
Willie McCovey.....Danville, 1956	Johnny Bench.....Peninsula, 1966
Carl Yastrzemski.....Raleigh, 1959	Rod Carew.....Wilson, 1966
Tony Perez.....Rocky Mount, 1962	Wade Boggs.....Winston-Salem, 1977



# 2014 CAROLINA LEAGUE REVIEW

## 2014 CAROLINA LEAGUE STANDINGS

### FIRST HALF

NORTHERN DIVISION	W	L	PCT	GB
Potomac Nationals	38	31	.551	--
Lynchburg Hillcats	34	36	.486	4.5
Wilmington Blue Rocks	33	35	.485	4.5
Frederick Keys	33	37	.478	5.0
SOUTHERN DIVISION				
Myrtle Beach Pelicans	44	24	.647	--
Salem Red Sox	33	35	.485	11.0
Winston-Salem Dash	30	39	.435	14.5
Carolina Mudcats	29	38	.433	14.5

### SECOND HALF

NORTHERN DIVISION	W	L	PCT	GB
Potomac Nationals	40	27	.597	--
Lynchburg Hillcats	34	35	.493	7.0
Frederick Keys	33	37	.471	8.5
Wilmington Blue Rocks	32	37	.464	9.0
SOUTHERN DIVISION				
Myrtle Beach Pelicans	38	32	.594	--
Salem Red Sox	35	33	.515	2.0
Carolina Mudcats	33	36	.478	4.5
Winston-Salem Dash	31	39	.443	7.0

#### PLAYOFFS:

**Round 1** - Potomac defeats Lynchburg (2-0); Myrtle Beach defeats Salem (2-1).

**Round 2** - Potomac defeats Myrtle Beach (3-1).

## CAROLINA LEAGUE MILEAGE CHART

CITIES	CAR	FRE	LYN	MYR	POT	SAL	WIL	W-S
Zebulon, NC	<b>H</b>	299	144	179	241	196	368	131
Frederick, MD	299	<b>I</b>	216	471	68	226	119	332
Lynchburg, VA	144	216	<b>L</b>	307	159	59	290	142
Myrtle Beach, SC	179	471	307	<b>L</b>	427	298	565	212
Potomac, VA	241	68	159	427	<b>C</b>	231	141	318
Salem, VA	196	226	59	298	231	<b>A</b>	342	109
Wilmington, DE	368	119	290	565	141	342	<b>T</b>	444
Winston-Salem, NC	131	332	142	212	318	109	444	<b>S</b>

## CAROLINA LEAGUE PRESIDENTS

Dr. Thomas S. Wilson.....1945-47	Julian Clyde Jessup..... 1957-69
Carroll T. Brown .....1948	Wallace McKenna ..... 1970-76
Herb J. Brett.....1949	James B. Mills ..... 1977-83
Glen E. (Ted) Mann.....1949-56	John Hopkins..... 1984-Present



# 2014 CAROLINA LEAGUE REVIEW

## PLAYOFFS

Division Championship Series:  
Potomac def. Lynchburg (2-0)  
Myrtle Beach def. Salem (2-1)

Carolina League Championship Series  
Potomac def. Myrtle Beach (3-1)

## AWARDS

MVP.....Joey Gallo, Myrtle Beach  
Pitcher of the Year.....Glenn Sparkman, Wilmington  
Manager of the Year.....Tripp Keister, Potomac

## POSTSEASON ALL-STAR TEAM


C.....Jorge Alfaro, Myrtle Beach  
1B.....Shawn Pleffner, Potomac  
2B.....Tony Renda, Potomac  
3B.....Joey Gallo, Myrtle Beach  
SS.....Stephen Perez, Potomac  
UTIL-IF.....Reed Gragnani, Salem  
UTIL-OF.....Chris Garia, Myrtle Beach  
OF.....Michael Burgess, Frederick  
OF.....Jason Coats, Winston- Salem  
OF.....Nick Williams, Myrtle Beach  
UTIL-OF.....Courtney Hawkins, Winston-Salem  
DH.....Oscar Tejada, Potomac  
Pitcher.....Glenn Sparkman, Wilmington  
Starting Pitcher.....Ryan Merritt, Carolina  
Relief Pitcher.....Mark Peterson, Wilmington

## ATTENDANCE

Carolina Mudcats	215,149
Frederick Keys	324,446
Lynchburg Hillcats	158,750
Myrtle Beach Pelicans	241,026
Potomac Nationals	243,559
Salem Red Sox	220,782
Wilmington Blue Rocks	278,316
Winston-Salem Dash	299,645

# CAROLINA LEAGUE

## CAROLINA MUDCATS



1501 NC Highway 39  
PO Drawer 1218  
Zebulon, NC 27597  
Phone: (919) 269-2287  
Fax: (919) 269-4910  
muddy@gomudcats.com  
www.carolinamudcats.com

### Team Information/Personnel

Affiliation.....Atlanta Braves (2015)  
Years in the League..... 4  
Division..... Southern  
Stadium.....Five County Stadium (6,500)  
Field Dimensions.....LF-330', CF-400', RF-309'  
League Titles ..... 0  
2014 Record.....62-74  
2014 Attendance ..... 215,149

Operated by.. Carolina Mudcats Professional Baseball Club  
President.....Steve Bryant  
General Manager.....Joe Kremer  
Media Contact ..... Aaron Bayles  
Broadcaster.....Greg Young

Manager.....Luis Salazar  
Pitching Coach.....Derek Lewis  
Hitting Coach.....Carlos Mendez  
Trainer.....Joe Toenjes

## FREDERICK KEYS



21 Stadium Drive  
Frederick, MD 21703  
Phone: (301) 662-0013  
Fax: (301) 662-0018  
info@frederickkeys.com  
www.frederickkeys.com

### Team Information/Personnel

Affiliation.....Baltimore Orioles (1989)  
Years in the League..... 27  
Division..... Northern  
Stadium..... Harry Grove Stadium (5,400)  
Field Dimensions.....LF-325', CF-400', RF-325'  
League Titles ..... 4  
2014 Record.....65-72  
2014 Attendance ..... 324,446

Operated by...Maryland Baseball Holdings, LLC  
President..... Ken Young  
General Manager.....Dave Ziedelis  
Media Contact ..... Geoff Arnold  
Broadcasters.....Geoff Arnold, Doug Raftery

Manager.....Orlando Gomez  
Pitching Coach.....Kennie Steenstra  
Hitting Coach.....Paco Figueroa  
Trainer.....Chris Poole

### 2014 vs. CAR (CAR won 12-7)

NO.	DATE	SITE	RESULT	WINNER	LOSER
1.	5/5	LYN	L, 3-10	Peoples	Miller
2.	5/6	LYN	L, 3-5 (10)	Nixon	Hyatt
3.	5/7	LYN	L, 7-8	Araujo	Pruneda
4.	5/12	CAR	W, 11-8	Sims	Sulser
5.	5/13	CAR	L, 5-13	Morimando	Batista
6.	5/14	CAR	W, 5-3	Ross	Brown
7.	7/1	CAR	L, 3-8	Morimando	Sims
8.	7/2	CAR	L, 2-4	Merritt	Scarpetta
9.	7/3	CAR	L, 4-10	Peoples	Watts
10.	7/7	LYN	W, 5-4	Scarpetta	Morimando
11.	7/8	LYN	L, 4-12	Martin	Jadofsky
12.	7/9	LYN	L, 4-5	Peoples	Pacheco
13.	7/10	LYN	L, 6-11	Cook	Hyatt
14.	7/16	LYN	L, 3-4	Lee	Feigl
15.	7/17	LYN	W, 2-1	Fassold	Suarez
16.	7/18	LYN	W, 3-2	Watts	Sulser
17.	8/26	CAR	L, 3-4	Plutko	Sims
18.	8/27	CAR	W, 6-2	Feigl	Sulser
19.	8/28	CAR	W, 6-2	Walters	Brown
20.	8/29	CAR	W, 5-4 (10)	Hyatt	Sides

### 2014 vs. FRE (LYN won 12-8)

NO.	DATE	SITE	RESULT	WINNER	LOSER
1.	4/3	LYN	L, 2-6	Kline	Sims
2.	4/4	LYN	W, 6-5	Jadofsky	Price
3.	4/5	LYN	W, 4-3	Hyatt	Rutledge
4.	4/6	LYN	L, 2-6	Wager	Jadofsky
5.	4/11	FRE	W, 1-0	Parsons	Wager
6.	4/12	FRE	W, 8-1	Wilson	Blackmar
7.	4/13	FRE	L, 6-12	Rutledge	Scoggin
8.	4/14	FRE	W, 5-4 (12)	Hyatt	Hobgood
9.	5/27	LYN	W, 9-6	Beal	Woolley
10.	5/28	LYN	W, 5-4 (10)	Wager	Sims
11.	5/29	LYN	W, 6-3	Davies	Holland
12.	7/4	LYN	W, 8-4	Miller	Yacobonis
13.	7/5	LYN	L, 3-17	Kline	Parsons
14.	7/6	LYN	L, 3-6	Vader	Sims
15.	7/25	FRE	W, 11-1	Walters	Kline
16.	7/26	FRE	W, 6-3	Sims	Vader
17.	7/27	FRE	W, 8-3	Peterson	Hobgood
18.	8/15	FRE	L, 7-8	Beal	Moore
19.	8/16	FRE	L, 1-6	Vader	Miller
20.	8/17	FRE	L, 2-7	Blackmar	Walters

### HILLCATS VS. CAROLINA SERIES INFO

All-Time vs. Carolina 28-32

at Lynchburg 12-18, at Carolina 16-14

Lasts: Hillcats vs. Mudcats

3-G sweep (H): Never      3-G swept (H): 7/1-7/3/14  
4-G sweep (H): Never      4-G swept (H): Never  
3-G sweep (A): Never      3-G swept (A): 5/5-7/14  
4-G sweep (A): 5/10-13/13      4-G swept (A): Never  
Shutout: 7/9/13, Shutout By: 8/30/13

### HILLCATS VS. FREDERICK SERIES INFO

All-Time vs. Frederick 208-204

at Lynchburg 107-90, at Frederick 101-92

Lasts: Hillcats vs. Keys

3-G sweep (H): 5/27-29/14      3-G swept (H): 8/15-17/14  
4-G sweep (H): 5/26-29/05      4-G swept (H): Never  
3-G sweep (A): 7/25-27/14      3-G swept (A): 8/7-8/9/12  
4-G sweep (A): 6/14-17/12      4-G swept (A): 6/3-6/6/10  
Shutout: 8/27/13, Shutout By: 6/8/12

# CAROLINA LEAGUE

## MYRTLE BEACH PELICANS



1251 21st Avenue North  
Myrtle Beach, SC 29577  
Phone: (843) 918-6002  
Fax: (843) 946-6273  
info@myrtlebeachpelicans.com  
www.myrtlebeachpelicans.com

## POTOMAC NATIONALS



P.O. Box 2148  
Woodbridge, VA 22195  
Phone: (703) 590-2311  
Fax: (703) 590-5716  
info@potomacnationals.com  
www.potomacnationals.com

### Team Information/Personnel

Affiliation.....Chicago Cubs (2015)  
Years in the League..... 15  
Division..... Southern  
Stadium..... TicketReturn.com Field (6,599)  
Field Dimensions.....LF-308', CF-400', RF-328'  
League Titles ..... 2  
2014 Record.....82-56  
2014 Attendance .....241,026

Owner and Chairman..... Chuck Greenburg  
President & General Manager ..... Andy Milovich  
Media Contact .....Nathan Barnett  
Broadcasters.....Nathan Barnett, Mason Robinson

Manager.....Mark Johnson  
Pitching Coach..... David Rosario  
Hitting Coach..... Mariano Duncan  
Trainer..... Peter Fagan

### Team Information/Personnel

Affiliation..... Washington Nationals (2005)  
Years in the League..... 23  
Division..... Northern  
Stadium..... G. Richard Pfitzner Stadium (6,000)  
Field Dimensions.....LF-315', CF-400', RF-315'  
League Titles ..... 5  
2014 Record.....78-58  
2014 Attendance .....243,559

Operated by..... Potomac Baseball, LLC  
President ..... Lani Silber Weiss  
General Manager..... Josh Olerud  
Media Contact ..... Bryan Holland  
Broadcasters ..... Bryan Holland, Danny Angel

Manager.....Tripp Keister  
Pitching Coach..... Franklin Bravo  
Hitting Coach..... Brian Rupp  
Trainer..... T.D. Swinford

### 2014 vs. MB (MYR won 13-7)

NO.	DATE	SITE	RESULT	WINNER	LOSER
1.	6/3	LYN	L, 1-6	Wolff	Batista
2.	6/4	LYN	L, 1-7 (6)	Knapp	Ross
3.	6/5	LYN	L, 2-9	Lamb	Miller
4.	6/9	MYR	L, 0-5	Claudio	Ross
5.	6/10	MYR	W, 5-3	Miller	Buckel
6.	6/11	MYR	L, 3-6	Monegro	Parsons
7.	6/28	LYN	L, 3-8	Parra	Watts
8.	6/29	LYN	W, 10-7	Wilson	Knapp
9.	6/30	LYN	L, 6-9	Garcia	Jadofsky
10.	7/11	MYR	L, 1-2	Faulkner	Sims
11.	7/12	MYR	L, 6-8	Payano	Scarpetta
12.	7/13	MYR	W, 7-1	Watts	Parra
13.	7/14	MYR	W, 6-2	Miller	Sprenger
14.	8/23	LYN	L, 2-8	Bores	Miller
15.	8/24	LYN	W, 2-0 (6)	Walters	James
16.	8/25	LYN	W, 6-5 (11)	Fassold	De Los Santos
17.	8/26	LYN	L, 4-10	Bell	Parsons
18.	8/30	MYR	L, 2-5	Kendall	Wilson
19.	8/31	MYR	W, 2-1	Sims	Parra
20.	9/1	MYR	L, 2-3	Buckel	Moore

### 2014 vs. POT (POT won 12-7)

NO.	DATE	SITE	RESULT	WINNER	LOSER
1.	4/8	POT	W, 10-7	Marksberry	Lee
2.	4/9	POT	W, 9-1	Sims	Rauh
3.	4/10	POT	L, 5-7	Bacus	Pfisterer
4.	4/18	LYN	W, 7-6 (12)	Cunniff	Bacus
5.	4/19	LYN	L, 4-10	Rauh	Pfisterer
6.	4/20	LYN	L, 5-6	Pena	Sims
7.	4/21	LYN	L, 2-4	Dupra	Ross
8.	4/26	POT	L, 2-6	Pena	Sims
9.	4/27	POT	L, 5-6	Mooneyham	Holmes
10.	4/28	POT	L, 5-6	Self	Hyatt
11.	5/20	POT	W, 10-1 (7)	Holmes	Turnbull
12.	5/21	POT	L, 2-3 (7)	Solis	Parsons
13.	5/21	POT	W, 3-2 (7)	Miller	Dickson
14.	5/22	POT	W, 6-4	Sims	Simms
15.	6/19	LYN	W, 10-3	Pacheco	Dickson
16.	6/21	LYN	L, 2-10	Spann	Sims
17.	8/19	LYN	L, 2-3 (7)	Henke	Feigl
18.	8/20	LYN	L, 1-8 (7)	Bacus	Parsons
19.	8/20	LYN	L, 0-3 (7)	Encarnacion	Sims

### HILLCATS VS. PELICANS SERIES INFO

All-Time vs. Myrtle Beach 152-167

at Lynchburg 79-78, at Myrtle Beach 73-89

Lasts: Hillcats vs. Pelicans

3-G sweep (H): 8/13-15/12    3-G swept (H): 4/12-14/11  
4-G sweep (H): 5/27-30/13    4-G swept (H): Never  
3-G sweep (A): 4/29-5/1/05    3-G swept (A): 6/3-5/14  
4-G sweep (A): 8/17-20/13    4-G swept (A): 7/31-8/3/08  
Shutout: 8/24/14 (6 innings), Shutout By: 6/9/14

### HILLCATS VS. POTOMAC SERIES INFO

All-Time vs. Potomac 195-202

at Lynchburg 102-101 at Potomac 90-93

Lasts: Hillcats vs. Nationals

3-G sweep (H): 4/6-8/12    3-G swept (H): 4/26-28/14  
4-G sweep (H): Never    4-G swept (H): 8/30-9/2/11  
3-G sweep (A): 8/22-24/08    3-G swept (A): 8/19-20/14  
4-G sweep (A): 5/28-29/11    4-G swept (A): 8/28-31/07  
Shutout: 7/23/12, Shutout By: 8/20/14 (7 innings)

# CAROLINA LEAGUE

## SALEM RED SOX



P.O. Box 842  
Salem, VA 24153  
Phone: (540) 389-3333  
Fax: (540) 946-6273  
info@salemsox.com  
www.salemsox.com

### Team Information/Personnel

Affiliation..... Boston Red Sox (2009)  
Years in the League..... 15  
Division..... Southern  
Stadium..... Lewis Gale Salem Memorial Stadium (5,503)  
Field Dimensions..... LF-325', CF-401', RF-325'  
League Titles ..... 5  
2014 Record......68-68  
2014 Attendance .....220,782

Operated by..... Fenway Baseball Group  
President..... Mike Dee  
General Manager..... Ryan Shelton  
Media Contact.....Kevin Burke  
Broadcaster.....Kevin Burke

Manager..... Carlos Febles  
Pitching Coach.....Paul Abbott  
Hitting Coach..... Jon Nunnally  
Trainer..... David Herrera

## WILMINGTON BLUE ROCKS



801 Shipyard Drive  
Wilmington, DE 19801  
Phone: (302) 888-2015  
Fax: (302) 888-2032  
info@bluerocks.com  
www.bluerocks.com

### Team Information/Personnel

Affiliation.....Kansas City Royals (2007)  
Years in the League..... 21  
Division.....Northern  
Stadium..... Daniel S. Frawley Stadium (5,900)  
Field Dimensions.....LF-325', CF-400', RF-325'  
League Titles ..... 4  
2014 Record......65-72  
2014 Attendance .....278,316

Operated by.....Wilmington Blue Rocks, LP  
President..... Tom Palmer  
General Manager..... Chris Kemple  
Media Contact.....Matt Janus  
Broadcaster.....Matt Janus

Manager..... Brian Buchanan  
Pitching Coach..... Steve Luebber  
Hitting Coach.....Abraham Nunez  
Trainer.....James Stone

### 2014 vs. SAL (SAL won 11-9)

NO.	DATE	SITE	RESULT	WINNER	LOSER
1..	4/23	SAL	L, 2-4	Littrell	Miller
2..	4/24	SAL	L, 5-8	Stroup	Wilson
3.	4/25	SAL	L, 0-10	Johnson	Scroggin
4.	5/1	LYN	L, 4-6	Haley	Schrader
5.	5/2	LYN	W, 7-2	Sims	Cuervas
6.	5/3	LYN	W, 5-3	Jadofsky	Mercedes
7.	5/4	LYN	W, 7-1	Ross	Diaz
8.	6/6	LYN	W, 2-1	Kelly	Kraus
9.	6/7	LYN	L, 6-7	Martin	Wilson
10.	6/8	LYN	W, 12-11	Hyatt	Kraus
11.	6/12	SAL	L, 0-6	Diaz	Scarpetta
12.	6/13	SAL	L, 1-6	Kraus	Sims
13.	6/14	SAL	W, 6-3	Ross	Stroup
14.	6/15	SAL	L, 5-6	Reed	Jadofsky
15.	7/22	LYN	L, 0-10	Light	Scarpetta
16.	7/23	LYN	L, 3-12	Gunkel	Watts
17.	7/24	LYN	W, 5-0	Miller	Mercedes
18.	8/5	SAL	W, 13-5	Miller	Mercedes
19.	8/6	SAL	W, 2-1 (14)	Feigl	Gedman
20.	8/7	SAL	L, 2-5	Dahlstrand	Scarpetta

### 2014 vs. WIL (LYN won 13-7)

NO.	DATE	SITE	RESULT	WINNER	LOSER
1.	4/16	LYN	L, 2-7 (7)	Almonte	Parsons
2.	4/16	LYN	W, 3-2 (7)	Ross	Caramo
3.	4/17	LYN	L, 2-4	Dziedzic	Miller
4.	5/8	WIL	W, 9-2	Batista	Dziedzic
5.	5/9	WIL	L, 2-3	Peterson	Chaffee
6.	5/10	WIL	W, 3-2	Miller	Stumpf
7.	5/11	WIL	W, 5-4	Parsons	Sparkman
8.	5/16	LYN	L, 1-5 (7)	Sparkman	Miller
9.	5/16	LYN	W, 7-1 (7)	Parsons	Stumpf
10.	5/17	LYN	W, 5-1	Sims	Almonte
11.	5/18	LYN	L, 4-5	Walter	Pruneda
12.	6/25	WIL	W, 11-7	Moore	Caramo
13.	6/26	WIL	W, 5-1	Sims	Manaea
14.	6/27	WIL	W, 5-0	Scarpetta	Sparkman
15.	7/19	WIL	W, 6-4	Miller	Almonte
16.	7/20	WIL	W, 6-5	Walters	Santos
17.	7/21	WIL	L, 0-1	Wood	Sims
18.	7/29	LYN	W, 4-2	Cabrera	Edwards
19.	7/30	LYN	L, 4-2	Santos	Miller
20.	7/31	LYN	W, 4-3 (5)	Walters	Nina

### HILLCATS VS. SALEM SERIES INFO

All-Time vs. Salem 148-171

at Lynchburg 77-80, at Salem 71-91

Lasts: Hillcats vs. Red Sox

3-G sweep (H): 6/22-23/12 3-G swept (H): 4/23-25/14  
4-G sweep (H): 8/29-9/1/08 4-G swept (H): Never  
3-G sweep (A): 4/17-20/03 3-G swept (A): 8/31-9/2/13  
4-G sweep (A): Never 4-G swept (A): Never  
Shutout: 7/24/14, Shutout By: 7/22/14

### HILLCATS VS. WILMINGTON SERIES INFO

All-Time vs. Wilmington 171-228

at Lynchburg 88-110, at Wilmington 83-114

Lasts: Hillcats vs. Blue Rocks

3-G sweep (H): 7/22-24/05 3-G swept (H): 7/20-22/07  
4-G sweep (H): Never 4-G swept (H): 8/24-27-09  
3-G sweep (A): 6/25-27/14 3-G swept (A): 7/27-29/09  
4-G sweep (A): Never 4-G swept (A): 5/7-10/07  
Shutout: 6/27/14, Shutout By: 7/21/14

# CAROLINA LEAGUE

## WINSTON-SALEM DASH



926 Brookstown Avenue  
 Winston-Salem, NC 27101  
 Phone: (336) 714-2287  
 Fax: (336) 714-2288  
 info@wsdash.com  
 www.wsdash.com

### Team Information/Personnel

Affiliation..... Chicago White Sox (1997)  
 Years in the League..... 71  
 Division..... Southern  
 Stadium..... BB&T Ballpark (5,500)  
 Field Dimensions..... LF-315', CF-399', RF-323'  
 League Titles ..... 11  
 2014 Record......61-.78  
 2014 Attendance .....299,645

Operated by..... Sports Menagerie, LLC  
 President..... Geoff Lassiter  
 General Manager..... Ryan Manuel  
 Media Contact ..... Brian Boesch  
 Broadcasters .....Brian Boesch, Scott Kornberg

Manager..... Tim Esmay  
 Pitching Coach.....Charles Poe  
 Hitting Coach..... J.R. Perdeu  
 Trainer..... Josh Fallin

### 2014 vs. W-S (LYN won 12-8)

NO.	DATE	SITE	RESULT	WINNER	LOSER
1.	5/23	LYN	W, 10-4	Batista	Ortiz
2.	5/24	LYN	L, 2-5	Goldberg	Chaffee
3.	5/25	LYN	W, 2-0	Ross	Wendelken
4.	5/26	LYN	W, 7-6	Pruneda	Hansen
5.	5/30	W-S	W, 6-4 (11)	Holland	Beck
6.	5/31	W-S	L, 1-4	Miller	Marin
7.	6/1	W-S	W, 5-4	Collop	Pope
8.	6/2	W-S	L, 5-6	Moore	Blough
9.	6/22	LYN	W, 8-3	Scarpetta	Hansen
10.	6/23	LYN	W, 6-5 (10)	Pacheco	Ortiz
11.	6/24	LYN	L, 1-3	Bucciferro	Parsons
12.	8/1	W-S	L, 2-3	Fernandez	Peterson
13.	8/2	W-S	L, 4-5	Brennan	Scarpetta
14.	8/3	W-S	L, 1-5	Danish	Watts
15.	8/8	LYN	W, 4-3	Fassold	Fernandez
16.	8/9	LYN	W, 4-1	Hyatt	Bautista
17.	8/10	LYN	W, 2-1	Feigl	Brewster
18.	8/11	W-S	W, 9-3	Walters	Dykstra
19.	8/12	W-S	W, 4-3	Pruneda	Fernandez
20.	8/13	W-S	L, 4-5	Hagan	Cabrera

### HILLCATS VS. DASH SERIES INFO

All-Time vs. Winston-Salem 202-196  
 at Lynchburg 114-87, at Winston-Salem 90-107  
 Lasts: Hillcats vs. Dash

3-G sweep (H): 8/8-10/14	3-G swept (H): 8/1-3/14
4-G sweep (H): 8/14-17/03	4-G swept (H): 8/14-17/08
3-G sweep (A): 4/16-18/0	3-G swept (A): 6/26-28/11
4-G sweep (A): 5/14-16/02	4-G swept (A): 8/31-9/3/10
Shutout: 5/25/14, Shutout By: 8/5/13	

## CAROLINA LEAGUE RECORDS



### BATTING RECORDS

H:	Oswaldo Olivares.....	208
R:	Woody Fair.....	161
Avg:	Harry Sullivan.....	.391
HR:	Leo Shoals.....	55
2B:	Joe Terdoslavich.....	52
3B:	David Arrington.....	17
RBI:	Leon Wagner.....	166
SAC:	Joe Faraci.....	33
K:	Glenallen Hill.....	211
BB:	Gerald Davis.....	161
AB:	Mike Hafenecker.....	624
Consecutive Games Hit Safely:		
	Orge Cooper.....	31
Most Hits in a Game:		
	Louis Sander.....	7

### PITCHING RECORDS

Wins:	Lewis Hester.....	25
	Eddie Neville.....	25
Losses:	Charles Miller.....	21
ERA:	Peter Manos.....	1.16
CG:	Frank Paulin.....	31
SHO:	Leonard Matarazzo.....	9
K:	Dwight Gooden.....	300
SV:	Mike Soper.....	41
HBP:	Bill McLeod.....	30
R:	Charles Hastedt.....	192
HR:	Lee Stange.....	30
WP:	Ryan Price.....	45
Consecutive K:		
	Rudy May.....	9
	Brian Fisher.....	9

# 2014 CAROLINA LEAGUE LEADERS

## HITTING CATEGORIES

\*BOLD indicates player played for Hillcats

BATTING AVERAGE		HOME RUNS		RBI	
Tony Renda, POT .....	307	Joey Gallo, MB .....	21	Courtney Hawkins, W-S.....	84
Reed Gragnani, SAL.....	300	Courtney Hawkins, W-S.....	19	Preston Beck, MB .....	77
Shawn Pleffner, POT .....	298	Oscar Tejada, POT .....	16	Jorge Alfaro, MB .....	73
Glynn Davis, FRE .....	295	Jason Coats, W-S .....	15	Jason Coats, W-S .....	72
Nick Williams, MB.....	292	Michael Burgess, FRE .....	15	2 Tied With .....	68
HITS		DOUBLES		TRIPLES	
Matty Johnson, SAL .....	141	<b>Kevin Ahrens, LYN.....</b>	<b>41</b>	Raul Mondesi, WIL.....	12
Jason Esposito, FRE.....	128	Jason Coats, W-S .....	35	Chris Garcia, MB.....	11
<b>Kevin Ahrens, LYN.....</b>	<b>127</b>	Preston Beck, MB .....	33	Matty Johnson, SAL .....	10
Tony Renda, POT .....	127	Michael Burgess, FRE .....	32	Jacob May, W-S.....	10
Jason Coats, W-S .....	125	4 Tied With.....	31	3 Tied With.....	8
STOLEN BASES		SLUGGING PCT.		ON-BASE PCT.	
Chris Garcia, MB.....	45	Michael Burgess, FRE .....	579	Reed Gragnani, SAL.....	409
Matty Johnson, SAL .....	40	Nick Williams, MB.....	491	Tony Renda, POT .....	381
Jacob May, W-S.....	37	Jason Coats, W-S .....	487	Matty Johnson, SAL .....	377
Terrance Gore, WIL .....	36	Oscar Tejada, POT .....	460	Preston Beck, MB .....	376
<b>Jose Peraza, LYN.....</b>	<b>35</b>	Courtney Hawkins, W-S.....	450	Kevin Heller, SAL .....	374

## PITCHING CATEGORIES

\*BOLD indicates player played for Hillcats

ERA		WINS		LOSSES	
Glenn Sparkman, WIL.....	1.56	Ryan Merritt, CAR .....	13	Cole Sulser, CAR .....	13
Jonathan Dziejdzic, WIL .....	2.52	Mark Blackmar, FRE .....	10	<b>Lucas Sims, LYN .....</b>	<b>11</b>
Ryan Merritt, CAR .....	2.58	Andrew Faulkner, MB.....	10	4 Tied With.....	10
Sean Manaea, WIL .....	3.11	Luis Parra, MB .....	10		
Mark Blackmar, FRE.....	3.18	2 Tied With.....	9		
SAVES		GAMES		COMPLETE GAMES	
Mark Peterson, WIL.....	22	Grant Sides, CAR.....	43	Tony Bucciferro, W-S.....	2
<b>Alex Wilson, LYN .....</b>	<b>16</b>	Jose Leclerc, MB .....	42	Ryan Merritt, CAR .....	2
Gilberto Mendez, POT .....	15	<b>Alex Wilson, LYN .....</b>	<b>42</b>	12 Tied With .....	1
Jose Leclerc, MB .....	14	3 Tied With.....	41		
Robert Benincasa, POT .....	11				
OPP. BATTING AVG.		SHUTOUTS		STRIKEOUTS	
Glenn Sparkman, WIL.....	.213	Tony Bucciferro, W-S.....	1	Sean Manaea, WIL .....	146
Ryan Merritt, CAR .....	.216	Justin Haley, SAL.....	1	Parker Bridwell, FRE.....	142
Sean Manaea, WIL .....	.228	Myles Jaye, W-S.....	1	J.B. Wendelken, W-S .....	129
Mark Blackmar, FRE.....	.229	Sean Manaea, WIL .....	1	Ryan Merritt, CAR .....	127
Parker Bridwell, FRE.....	.234	Brady Wager, FRE.....	1	<b>Jarett Miller, LYN .....</b>	<b>127</b>
INNINGS PITCHED		WALKS		HR ALLOWED	
Ryan Merritt, CAR .....	160.1	Victor Payano, MB .....	90	J.B. Wendelken, W-S .....	15
<b>Lucas Sims, LYN .....</b>	<b>156.2</b>	Cody Kukuk, SAL.....	71	Luis Parra, MB .....	14
<b>Jarett Miller, LYN .....</b>	<b>151.1</b>	Parker Bridwell, FRE.....	70	<b>Jarett Miller, LYN .....</b>	<b>13</b>
J.B. Wendelken, W-S .....	145.2	Luis Parra, MB .....	62	Ryan Merritt, CAR .....	12
Parker Bridwell, FRE.....	141.2	<b>Lucas Sims, LYN .....</b>	<b>57</b>	<b>Lucas Sims, LYN .....</b>	<b>12</b>



**INDIANS ORGANIZATION**



# CLEVELAND INDIANS FRONT OFFICE



**Cleveland Indians**

Progressive Field  
Cleveland, OH 44115

(216) 420-4487, [www.indians.com](http://www.indians.com)




**PAUL J. DOLAN**  
OWNER/CEO



**MARK SHAPIRO**  
PRESIDENT



**CHRIS ANTONETTI**  
GM



**TERRY FRANCONA**  
MANAGER

## EXECUTIVES

Owner & CEO.....	Paul J. Dolan
President .....	Mark Shapiro
Executive Vice President & General Manager.....	Chris Antonetti
Assistant General Manager .....	Mike Chernoff
Vice President, Player Personnel.....	Ross Atkins
Executive Vice President, Business .....	Dennis Lehman
Executive Vice President of Sales & Marketing.....	Brian Barren
Senior Vice President of Public Affairs.....	Bob DiBiasio
Senior Vice President, Business & Chief Financial Officer.....	Ken Stefanov
Senior Vice President & General Counsel .....	Joe Znidarsic

## BASEBALL OPERATIONS

Director, Team Travel.....	Mike Seghi
Director, Professional Scouting .....	Paul Gillispie
Senior Director, Scouting Operations.....	John Mirabelli
Director, Baseball Operations.....	Derek Falvey
Director, Latin American Operations.....	Ramon Pena
Director, Amateur Scouting.....	Brad Grant
Director, Player Development .....	Carter Hawkins
Director, Baseball Administration .....	Wendy Hoppel
Special Assistants to the GM.....	Tim Belcher, Steve Lubratic
.....	Dave Malpass, Charles Nagy
.....	Don Poplin, Edwin Rodriguez
.....	Robby Thompson
Director, Baseball Analytics .....	Keith Woolner
Sports Psychologist & Director of Psychological Services .....	Dr. Charles Maher

# CLEVELAND INDIANS COACHING STAFF



## TERRY FRANCONA, MANAGER

Francona has 14 years of Major League managerial experience, compiling a record of 1206-1062 (.532) for Philadelphia (1997-2000), Boston (2004-11) and Cleveland (2013-14)...His 1206 wins currently rank 4th among active Major League managers...Has received BBWAA Manager of the Year votes in eight different seasons, including both of his campaigns with Cleveland (2013-14)...Francona has guided a team to at least 90 wins seven times in his career, most among active managers...Owns 10 consecutive winning seasons, the longest streak by any active skipper... His 10 straight winning managerial seasons are the most by a MLB manager since Joe Torre (1996-2009)...Won 2 World Series Titles with the Boston Red Sox in 2004 and 2007.




## TY VAN BURKLEO, HITTING COACH

Begins his third season as the hitting coach of the Cleveland Indians, his 35th season in professional baseball, his 8th coaching at the Major League level...In his first season as Indians hitting coach, Cleveland's offense ranked fourth in runs (745) and walks (562) in the American League in 2013...In two combined seasons as Indians hitting coach, Cleveland's offense ranks among A.L.'s top half in pitches-per-PA (3rd, 3.92), walks (5th, 1066), OPS (7th, .721), runs-per-game (7th, 4.36) and home runs (7th, 313)... Began his coaching career at Class A Lake Elsinore as a player/coach in 1996 in the Angels system before coaching in the Arizona Diamondbacks Player Development System for four seasons from 1997-2000.



## MICKY CALLOWAY, PITCHING COACH

Begins his third season as Major League pitching coach, his third season on the Major League staff and his sixth season of coaching in the Indians organization...Oversaw a staff that set a Major League single-season record for strikeouts (1450) in 2014, posting a 3.56 ERA that ranked in the A.L.'s top half (6th) for a second straight campaign (3.82 ERA in 2013 was 7th in A.L.) and sat more than one full run below the 2012 figure (4.78) he inherited...In 2013, Tribe hurlers posted a 3.13 ERA after the All-Star break, 4th in MLB...Staff also recorded a then franchise-record 1379 strikeouts, 2nd-most in MLB.



SANDY ALOMAR JR.  
FIRST BASE COACH



MIKE SARBAUGH  
THIRD BASE COACH

# INDIANS OPENING DAY 40-MAN ROSTER

## PITCHERS

	B/T	HEIGHT	WEIGHT	DOB	2014 CLUB
Austin Adams	R/R	5' 11"	200	8/19/86	Columbus/Cleveland
Cody Allen	R/R	6' 1"	210	11/20/88	Cleveland
Cody Anderson	R/R	6' 4"	235	9/14/90	Akron
Shawn Armstrong	R/R	6' 2"	225	9/11/90	Akron/Columbus
Scott Atchison	R/R	6' 2"	200	3/29/76	Cleveland
Trevor Bauer	R/R	6' 1"	200	1/17/91	Columbus/Cleveland
Charles Brewer	R/R	6' 3"	210	4/7/88	Mobile/Reno
Carlos Carrasco	R/R	6' 4"	210	3/21/87	Cleveland
Kyle Crockett	L/L	6' 2"	175	12/15/91	Akron/Columbus/Cleveland
Gavin Floyd	R/R	6' 4"	245	1/27/83	Mississippi/Gwinett/Atlanta
Nick Hagadone	L/L	6' 5"	230	1/1/86	Columbus/Cleveland
T.J. House	R/L	6' 1"	205	9/29/89	Mahoning Valley/Columbus/Cleveland
Corey Kluber	R/R	6' 4"	215	4/10/86	Cleveland
C.C. Lee	R/R	5' 11"	190	10/21/86	Columbus/Cleveland
Zach McAllister	R/R	6' 6"	240	12/8/87	Lake County/Columbus/Cleveland
Ryan Merritt	L/L	6' 0"	170	2/21/92	Carolina
Marc Rzepczynski	L/L	6' 2"	220	8/29/85	Cleveland
Danny Salazar	L/R	6' 0"	195	1/11/90	Columbus/Cleveland
Bryan Shaw	S/R	6' 1"	210	11/8/87	Cleveland
Anthony Swarzak	R/R	6' 4"	215	9/10/85	Minnesota
Josh Tomlin	R/R	6' 1"	190	10/19/84	Columbus/Cleveland

## CATCHERS

	B/T	HEIGHT	WEIGHT	DOB	2014 CLUB
Yan Gomes	R/R	6' 2"	215	7/19/87	Cleveland
Roberto Perez	R/R	5' 11"	225	12/23/88	Columbus/Cleveland
Tony Wolters	L/R	5' 10"	200	6/9/92	Akron

## INFIELDERS

	B/T	HEIGHT	WEIGHT	DOB	2014 CLUB
Jesus Aguilar	R/R	6' 3"	250	6/30/90	Columbus
Mike Aviles	R/R	5' 10"	205	3/13/81	Cleveland
Lonnie Chisenhall	L/R	6' 2"	190	10/4/88	Cleveland
Erik Gonzalez	R/R	6' 3"	195	8/31/91	Carolina/Akron
Jason Kipnis	L/R	5' 11"	195	4/3/87	Columbus/Cleveland
Brandon Moss	L/R	6' 0"	210	9/16/83	Oakland
Jose Ramirez	S/R	5' 9"	180	9/17/92	Columbus/Cleveland
Carlos Santana	S/R	5' 11"	210	4/8/86	Cleveland
Nick Swisher	S/L	6' 0"	195	11/25/80	Akron/Cleveland
Giovanny Urshela	R/R	6' 0"	215	10/11/91	Akron/Columbus/Cleveland
Zach Walters	S/R	6' 2"	210	9/5/89	Washington/Cleveland

## OUTFIELDERS

	B/T	HEIGHT	WEIGHT	DOB	2014 CLUB
Michael Bourn	L/R	5' 10"	180	12/27/82	Akron/Columbus/Cleveland
Michael Brantley	L/L	6' 2"	200	5/15/87	Cleveland
Tyler Holt	R/R	5' 10"	200	3/10/89	Akron/Columbus/Cleveland
Carlos Moncrief	L/R	6' 0"	220	11/3/88	Columbus
David Murphy	L/L	6' 3"	210	10/18/81	Cleveland
Ryan Raburn	R/R	6' 0"	185	4/17/81	Akron/Columbus/Cleveland

# INDIANS 2014 DRAFT SELECTIONS

## 2014 CLEVELAND INDIANS FIRST-YEAR PLAYER DRAFT SELECTIONS

Round	Player	Position	School	State	HT	WT	B/T	Birthdate
1 (#21)	Bradley Zimmer	OF	University of San Francisco	CA	6' 4"	185	L / R	11/27/1992
1 (#31)	Justus Sheffield	LHP	Tullahoma HS	TN	5' 10"	196	L / L	5/13/1996
CBA (#38)	Mike Papi	OF	University of Virginia	VA	6' 2"	190	L / R	9/19/1992
2	Grant Hockin	RHP	Damien HS	CA	6' 4"	200	R / R	3/5/1996
3	Bobby Bradley	1B	Harrison Central HS	MS	6' 1"	225	L / R	5/29/1996
4	Sam Hentges	LHP	Mounds View HS	MN	6' 6"	245	L / L	7/18/1996
5	Julian Merryweather	RHP	Oklahoma Baptist University	OK	6' 4"	200	R / R	10/14/1991
6	Greg Allen	CF	San Diego State	CA	6' 0"	175	S / R	3/15/1993
7	Simeon Lucas	C	Grant Community HS	IL	6' 2"	195	L / R	2/7/1996
8	Micah Miniard	RHP	Boyle County HS	KY	6' 7"	195	R / R	4/12/1996
9	Alexis Pantoja	SS	PR Baseball Academy	PR	5' 11"	150	S / R	1/18/1996
10	Steven Patterson	2B	Cal-Davis	CA	5' 9"	205	L / R	8/3/1992
11	Jared Robinson	RHP	Cerritos College	CA	6' 0"	190	R / R	11/20/1994
12	Jordan Dunatov	RHP	Nevada Reno	NV	6' 5"	190	R / R	10/20/1992
13	Austin Fisher	SS	Kansas State	KS	6' 1"	195	L / R	1/8/1993
14	Grayson Jones	RHP	Shelton State	AL	6' 1"	205	R / R	8/22/1994
15	Luke Eubank	RHP	Oxnard College	CA	6' 0"	180	R / R	2/24/1994
16	J.P. Feyereisen	RHP	University of Wis.-Stevens Point	WI	6' 2"	215	R / R	2/7/1993
17	Cameron Hill	RHP	Redlands CC	OK	6' 1"	185	R / R	5/24/1994
18	Taylor Murphy	OF	University of the Pacific	CA	6' 2"	200	L / R	11/3/1992
19	Argenis Angulo	RHP	Ranger College	TX	6' 3"	220	R / R	2/26/1994
20	Gian Paul Gonzalez	C	Discipulos De Cristo HS	PR	6' 0"	185	R / R	1/11/1996
21	Bobby Ison	OF	Charleston Southern	SC	5' 8"	170	L / L	7/5/1993
22	Jordan Carter	RHP	Saint Joseph's	PA	6' 4"	195	R / R	9/29/1991
23	David Armendariz	OF	Cal Poly Pomona	CA	6' 0"	190	R / R	8/22/1991
24	Jodd Carter	CF	Hilo HS	HI	5' 10"	170	R / R	7/20/1996
25	Kainoa Harrison	C	Punahou HS	HI	5' 11"	180	R / R	8/11/1996
26	Reese Cooley	OF	Fleming Island HS	FL	6' 2"	197	R / R	12/8/1995
27	David Speer	LHP	Columbia	NY	6' 1"	185	L / L	8/14/1992
28	Nathan Winfrey	3B	Maplewoods CC	MO	6' 2"	205	R / R	9/29/1994
29	Drake Roberts	2B	St. Mary's University	TX	5' 8"	155	S / R	1/6/1992
30	Nick Hynes	RHP	Riverside CC	CA	6' 4"	230	R / R	11/15/1993
31	Dominic DeMasi	RHP	Valdosta St.	GA	6' 3"	190	R / R	5/18/1993
32	Jared West	LHP	Houston	TX	6' 6"	200	R / L	3/24/1994
33	Peter Dolan	3B	Gilmour Academy	OH	5' 11"	180	R / R	10/6/1995
34	Cody Calloway	3B	Midview HS	OH	6' 3"	195	R / R	4/26/1995
35	Joseph Dunand	3B	Gulliver Prep School	FL	6' 3"	190	R / R	9/20/1995
36	Max Bartlett	SS	Gulf Coast CC	FL	5' 11"	165	R / R	1/14/1995
37	Juan Gomes	C	Odessa College	TX	6' 2"	180	R / R	12/25/1991
38	Cody Jones	CF	TCU	TX	5' 11"	170	S / R	5/25/1993
39	Jacob Morton	RHP	Oakland U	MI	6' 2"	175	R / R	4/3/1992
40	Ryder Ryan	RHP	North Mecklenburg HS	NC	6' 2"	205	R / R	5/11/1995

## INDIANS ALL-TIME FIRST ROUND SELECTIONS

1965 Ray Fosse C (7)*	1966 John Curtis LHP (12)	1967 Jack Heidemann SS (11)*
1968 Robert Weaver SS (6)*	1969 Alvin McGrew OF (15)*	1970 Steve Dunning RHP (2)*
1971 Dave Sloan RHP (9)*	1972 Rick Manning OF (2)*	1973 Glenn Tufts INF (5)*
1974 Tom Brennan RHP (4)*	1975 Rick Cerone C (7)*	1976 Tim Glass C (14)*
1977 Bruce Compton OF (11)*	1978 Phil Lansford 3B (10)*	1979 John Bohnet LHP (7)*
1980 Kelly Gruber SS (10)*	1981 George Alpert OF (13)*	1982 Mark Snyder RHP (12)*
1983 David Clark OF (11)*	1984 Cory Snyder SS (4)*	1985 Mike Poehl RHP (9)*
1986 Greg Swindell LHP (2)*	1988 Mark Lewis SS (2)*	1988 Charles Nagy RHP (17)*
1989 Calvin Murray OF (11)	1990 Tim Costo 1B (8)*	1991 Manny Ramirez OF (13)*
1992 Paul Shuey RHP (2)*	1993 Daron Kirkreit RHP (11)*	1994 Jaret Wright RHP (10)*
1995 David Miller 1B/OF (23)*	1996 Danny Peoples 1B/OF (28)*	1997 Tim Drew RHP (28)*
1998 C.C. Sabathia LHP (20)*	2000 Corey Smith 3B (26)*	2001 Daniel Denham RHP (17)*
2001 Alan Horne RHP (27)	2002 Jeremy Guthrie RHP (22)*	2003 Michael Aubrey 1B (11)*
2003 Brad Snyder OF (18)*	2004 Jeremy Sowers LHP (6)*	2005 Trevor Crowe OF (14)*
2007 Beau Mills INF (13)*	2008 Lonnie Chisenhall INF (29)*	2009 Alex White RHP (15)*
2010 Drew Pomeranz LHP (5)*	2011 Francisco Lindor SS (8)*	2012 Tyler Naquin OF (15)*
2013 Clint Frazier OF (5)*	2014 Bradley Zimmer OF (21)*	2014 Justus Sheffield LHP (31)*

\* Signed

# 2014 INDIANS MINOR LEAGUE LEADERS

## BATTING AVERAGE

Bobby Bradley, IND .....	.361
Yu-Cheng Chang, IND .....	.346
Erik Gonzales, AKR .....	.309
Tyler Holt, COL .....	.305
Jesus Aguilar, COL .....	.304
Yhoxian Medina, CAR.....	.288
Paul Hendrix, LC.....	.287
Anthony Gallas, AKR .....	.285
Francisco Mejia, MV .....	.282
Jerrud Sabourin, CAR.....	.282

## ERA

Ryan Merritt, CAR .....	2.58
Thomas Pannone, IND .....	3.20
Shawn Morimando, AKR...	3.30
Mitch Brown, LC .....	3.31
Joseph Colon, AKR .....	3.39
Gabriel Arias, AKR .....	3.68
Tyler Cloyd, COL.....	3.89
Kyle Davies, COL.....	3.91
Jordan Milbrath, LC .....	3.95
Adam Plutko, CAR.....	4.03

## WINS

Gabriel Arias, AKR .....	14
Ryan Merritt, CAR .....	13
Will Roberts, AKR.....	12
Kyle Davies, COL.....	11
4 Tied With.....	10

## STRIKEOUTS

Luis Lugo, LC .....	146
Adam Plutko, CAR.....	144
Cole Sulser, AKR .....	129
Mitch Brown, LC .....	127
Ryan Merritt, CAR .....	127

## HOME RUNS

Anthony Gallas, AKR .....	24
Nellie Rodriguez, LC.....	22
Jesus Aguilar, COL .....	19
Giovanny Urshela, COL .....	18
Eric Haase, CAR .....	17

## STOLEN BASES

Tyler Holt, COL .....	31
Greg Allen, MV .....	30
Francisco Lindor, COL .....	28
Todd Hankins, CAR.....	25
Erik Gonzalez, AKR.....	21

## RBI

Nellie Rodriguez, LC.....	88
Giovanny Urshela, COL .....	84
Anthony Gallas, AKR .....	80
Jesus Aguilar, COL .....	77
Audy Ciriaco, COL.....	70

## DOUBLES

Carlos Moncrief, COL .....	33
Nellie Rodriguez, LC.....	32
Jesus Aguilar, COL .....	31
Giovanny Urshela, COL .....	27
3 Tied With.....	25

## TRIPLES

Claudio Bautista, LC .....	7
Erik Gonzalez, CAR.....	7
Clint Frazier, LC .....	6
Elliot Johnson, COL.....	6
Giovanny Urshela, COL .....	6



## RUNS

Jesus Aguilar, COL .....	69
Gabriel Mejia, DSL.....	67
Nellie Rodriguez, LC.....	67
Claudio Bautista, LC .....	65
Carlos Moncrief, COL .....	64



## SAVES

Trevor Frank, LC .....	18
Mark Lowe, COL .....	17
Shawn Armstrong, COL.....	15
Louis Head, AKR.....	12
Elvis Araujo, AKR .....	11

## INNINGS PITCHED

Tyler Cloyd, COL.....	166.2
Will Roberts, AKR.....	161.0
Ryan Merritt, CAR.....	160.1
Mitch Brown, LC.....	138.2
Joseph Colon, AKR .....	138.0



\*\*Published December, 2014

**BASEBALL AMERICA'S INDIANS TOP PROSPECTS**

- |                          |                        |
|--------------------------|------------------------|
| 1. Francisco Lindor, SS  | 6. Tyler Naquin, OF    |
| 2. Bradley Zimmer, OF    | 7. Francisco Mejia, C  |
| 3. Clint Frazier, OF     | 8. Erik Gonzalez, SS   |
| 4. Justus Sheffield, LHP | 9. Bobby Bradley, 1B   |
| 5. Mike Papi, OF/1B      | 10. Cody Anderson, RHP |

**BASEBALL AMERICA'S BEST TOOLS IN THE SYSTEM**

- |                                  |                  |
|----------------------------------|------------------|
| Best Hitter for Average.....     | Francisco Lindor |
| Best Power Hitter.....           | Clint Frazier    |
| Best Strike Zone Discipline..... | Mike Papi        |
| Fastest Baserunner .....         | Greg Allen       |
| Best Athlete .....               | Bradley Zimmer   |
| Best Fastball.....               | Austin Adams     |
| Best Curveball.....              | Mitch Brown      |
| Best Slider.....                 | Justus Sheffield |
| Best Changeup .....              | Adam Plutko      |
| Best Control .....               | Ryan Merritt     |
| Best Defensive Catcher .....     | Roberto Perez    |
| Best Defensive Infielder .....   | Francisco Lindor |
| Best Defensive Outfielder.....   | Greg Allen       |
| Best Outfield Arm .....          | Tyler Naquin     |

**BASEBALL AMERICA'S PROJECTED 2018 INDIANS**

- |                   |                   |                     |                  |
|-------------------|-------------------|---------------------|------------------|
| Catcher.....      | Yan Gomes         | Right Field.....    | Clint Frazier    |
| First Base .....  | Mike Papi         | No. 1 Starter ..... | Corey Kluber     |
| Second Base.....  | Jason Kipnis      | No. 2 Starter ..... | Carlos Carrasco  |
| Third Base.....   | Lonnie Chisenhall | No. 3 Starter ..... | Trevor Bauer     |
| Shortstop .....   | Francisco Lindor  | No. 4 Starter ..... | Danny Salazar    |
| Left Field.....   | Michael Brantley  | No. 5 Starter ..... | Justus Sheffield |
| Center Field..... | Bradley Zimmer    | Closer .....        | Cody Allen       |

**Columbus Clippers**

**AAA--International League**

Huntington Park (10,100)  
 330 Huntington Park Lane  
 Columbus, OH 43215

Phone: (614) 462-5250 Fax: (614) 462-3271  
[www.clippersbaseball.com](http://www.clippersbaseball.com)



General Manager .....Ken Schnacke  
 Media Contact ..... Joe Santry

Manager ..... Chris Tremie  
 Pitching Coach..... Carl Willis  
 Hitting Coach.....Rouglas Odor  
 Trainer..... Chad Wolfe

Indians Affiliate since 2009

<b>2014 Clippers</b>			
INTERNATIONAL LEAGUE			
STANDINGS			
West Div.	W-L	PCT	GB
Columbus	79-65	.549	-
Indianapolis	73-71	.507	6
Toledo	69-74	.483	9.5
Gwinnett	68-75	.476	10.5

**Akron RubberDucks**

**AA--Eastern League**

Canal Park (9,447)  
 300 South Main Street  
 Akron, OH 44308

Phone: (330) 253-5151 Fax: (330) 253-3300  
[www.akronrubberducks.com](http://www.akronrubberducks.com)



General Manager ..... Jim Pfander  
 Media Contact ..... Adam Liberman

Manager .....Dave Wallace  
 Pitching Coach..... Jeff Harris  
 Hitting Coach.....Tony Mansolino  
 Trainer..... Jeremy Heller

Indians Affiliate since 1989

<b>2014 RubberDucks</b>			
EASTERN LEAGUE			
STANDINGS			
Western Div.	W-L	PCT	GB
Richmond	79-63	.556	-
Akron	73-69	.514	6
Bowie	72-70	.507	7
Erie	71-71	.500	8
Altoona	61-81	.430	18
Harrisburg	53-89	.373	26



**Lake County Captains**

**A--Midwest League**

Classic Park (6,150)  
35300 Vine Street  
Eastlake, OH 44095

Phone: (440) 975-8085 Fax: (440) 975-8958  
www.captainsbaseball.com

General Manager ..... Brad Seymour  
Media Contact ..... Craig Deas

Manager ..... Shaun Larkin  
Pitching Coach ..... Steve Karsay  
Hitting Coach ..... Larry Day  
Trainer ..... Matthew Beauregard

Indians Affiliate since 1991

**2014 Captains**

**MIDWEST LEAGUE STANDINGS**

Eastern Div.	W-L	PCT	GB
South Bend	83-56	.597	-
West Michigan	82-58	.586	1.5
Dayton	68-70	.493	14.5
Great Lakes	66-73	.475	17
Lake County	65-74	.468	18
Fort Wayne	63-76	.453	20
Lansing	62-77	.446	21
Bowling Green	61-77	.442	21.5



**Mahoning Valley Scrappers**

**R--NY/Penn League**

Eastwood Field (6,000)  
111 Eastwood Mall Boulevard  
Niles, OH 44446

Phone: (330) 505-0000 Fax: (330) 505-9696  
www.mvscrappers.com

General Manager ..... Jordan Taylor  
Media Contact ..... Jordan Taylor

Manager ..... Travis Fryman  
Pitching Coach ..... Greg Hibbard  
Hitting Coach ..... Larry Day  
Trainer ..... Jake Legan

Indians Affiliate since 1999

**2014 Scrappers**

**STANDINGS**

Pickney Div.	W-L	PCT	GB
State College	48-28	.632	-
Jamestown	35-40	.467	12.5
Auburn	34-41	.453	13.5
Batavia	34-42	.447	14
Mahoning Val.	33-42	.440	14.5
Williamsport	33-43	.434	15





Manager.....Anthony Medrano  
 Pitching Coach..... Rigo Beltran  
 Hitting Coach.....Dennis Malave  
 Hitting Coach.....Junior Betances

Indians Affiliate since 2009

**AZL Indians**  
**R--Arizona League**

Goodyear Ballpark (10,000)  
 1933 South Ballpark Way  
 Goodyear, AZ 85338

**2014 AZL Indians**

ARIZONA LEAGUE  
 STANDINGS

Central Div.	W-L	PCT	GB
AZL Indians	37-16	.698	-
AZL Dodger	25-31	.446	13.5
AZL Brewers	24-31	.436	14
AZL Reds	24-32	.429	14.5



Manager.....Anthony Medrano  
 Pitching Coach..... Rigo Beltran  
 Hitting Coach.....Dennis Malave  
 Hitting Coach.....Junior Betances

Indians Affiliate since 2009

**DSL Indians**  
**R--Dominican Summer League**

Las Americas Baseball Academy  
 Boca Chica, Dominican Republic

**2014 DSL Indians**

DOMINICAN SUMMER  
 LEAGUE STANDINGS

Boca Chica NW Div.	W-L	PCT	GB
DSL Royals	42-28	.600	-
DSL Indians	41-29	.586	1
DSL Dodgers	36-34	.514	6
DSL Astros Blue	35-34	.507	6.5
DSL Rays	30-40	.429	12
DSL Athletics	25-45	.357	17



HH™

2015 HILLCATS

# 2015 COACHING STAFF



## MARK BUDZINSKI



HEIGHT/WEIGHT: 6-2/180  
 BATS/THROWS: L/L  
 OPENING DAY AGE: 41  
 BORN: 8/26/73 IN BALTIMORE, MD  
 MLB DEBUT: 8/3/03 WITH CIN VS SFG  
 RESIDES: HENRICO, VA

### Managerial/Coaching Highlights:

Budzinski is set to begin his first season with the Lynchburg Hillcats after making his professional coaching debut at the helm of the Lake County Captains in 2014...the left-handed outaelder was a member of the United States team in the 2001 Baseball World Cup and made his Major League debut with the Cincinnati Reds in 2003.

### Managerial/Coaching Career:

2014- Manager, Lake County Captains (Indians).

### Playing Career:

Budzinski was originally drafted by Cleveland in the 21st round of the 1995 draft and played seven years in the Indians ranks from 1995-2001... spent time in the Chicago-NL, Milwaukee, Cincinnati and Philadelphia organizations before retiring in 2005...made his Major League debut with the Cincinnati Reds on August 3, 2003 and appeared in four big-league games with the club...the former outfielder was also a member of the United States team in the 2001 Baseball World Cup.

### Personal/Miscellaneous:

Mark holds his BSBA from the University of Richmond with concentrations in Marketing and Economics...became a licensed realtor for RE/MAX Action Real Estate in April, 2012 and specialized in representing buyers and sellers in re-sale, new construction, and foreclosed homes in and around the Richmond metropolitan area in Glen Allen, Virginia...he and his wife, Monica, made Richmond their home upon graduation from the University of Richmond, and are proud parents of three children.

### Previous Managers

1995.....	Marc Hill
1996.....	Jeff Banister
1997.....	Jeff Banister
	Whitey Richardson
1998.....	Whitey Richardson
	Jeff Livesy
1999.....	Scott Little
2000.....	Tracy Woodson
2001.....	Curtis Wilkerson
2002.....	Pete Mackanin
2003.....	Dave Clark
2004.....	Jay Loviglio
	Jeff Banister
	Tom Prince
2005.....	Tim Leeper
2006.....	Gary Green
2007.....	Jeff Branson
2008.....	Jeff Branson
2009.....	P.J. Forbes
2010.....	Pat Kelly
2011.....	Luis Salazar
2012.....	Luis Salazar
2013.....	Luis Salazar
2014.....	Luis Salazar


### Managerial Career

Year	Team	Level	League	Record	Pct.	Pos.
2014	Lake County	A	Midwest	65-74	.468	8th/3rd

### Playing Career

Level	Years	.AVG	G	AB	R	H	2B	3B	HR	RBI	BB	SO	SB
Low-A	1995	.253	70	253	50	64	12	8	3	25	52	49	15
A	1996	.262	74	260	42	68	12	4	3	38	59	68	12
Hi-A	1997	.286	68	241	43	69	13	3	7	39	48	61	6
AA	1998-2000, 2002	.277	345	1273	201	353	59	17	21	149	155	293	45
AAA	1999-2005	.275	678	2423	398	667	133	42	22	218	245	553	72
MLB	2003	.000	4	7	0	0	0	0	0	0	0	4	0

## 2015 COACHING STAFF



### BOBBY MAGALLANES HITTING COACH

**Managerial/Coaching Highlights:**

Set to begin his first season in the Indians organization...spent nine seasons in the Angels Player Development System and four in the White Sox...won the 2008 Texas League Championship while with the Arkansas Travelers...was named the Angels Minor League Employee of the Year in 2003...was on the World Team coaching staff of the 2011 Futures Game

**Managerial/Coaching Career: 2002-2003-**

Hitting Coach, Mesa (Angels); 2004-2006- Manager, Cedar Rapids Kernels (Angels); 2007-2010- Manager, Arkansas Travelers (Angels); 2011-2012- Manager, Birmingham Barons (White Sox); 2013-2014- Latin Liaison, Chicago White Sox

**Playing Career:**

Drafted in the 50th round of the 1989 amateur draft by the Seattle Mariners out of Cerritos College...played three seasons in the Mariners system in Low-A and High-A...signed with the Houston Astros in 1996 and played 12 games for the Double-A Jackson Generals in the Texas League, posting a batting average of .268... Bobby played six seasons in the Mexican League where he accumulated a .304 batting average in 149 games played... Baseball America named Magallanes Best Defensive Third Baseman in 1991

**Personal/Miscellaneous:**

Married, wife's name is Claudia...has two children - Paulina and Joshua...attended Cerritos (Calif.) Junior College...1987 graduate of Bell (Calif.) High School...Brother, Ever, played with the Indians in 1996



### TONY ARNOLD PITCHING COACH

**Managerial/Coaching Highlights:**

Arnold joins the Lynchburg staff after spending two seasons as the Pitching Coach for the Columbus Clippers...guided the Clippers staff to the fourth-lowest ERA (3.70) in the International League in 2013; Clippers hurlers also ranked second in the IL in strikeouts (1,239), T3rd in runs allowed (529) and T4th in complete games (3)...spent three different stints as a member of the Akron Aeros coaching staff, including 2012 when he guided the Aeros pitching staff to the top of virtually every pitching statistical category... Arnold served on the Akron staff from 1996-1999 and again in 2008...marks his 23rd season as a coach in the Indians Player Development System...in 2010, Tony served as the Pitching Coach for the Kinston Indians during which the Kinston pitching staff posted the Carolina League's best ERA (3.31)...originally began his coaching career with the Los Angeles Dodgers organization in 1990.

**Managerial/Coaching Career:**

1990-1992-Pitching Coach, Yakima Bears (Dodgers);1993-1994-Watertown Indians (Indians); 1995-Kinston Indians (Indians); 1996-1999-Akron Aeros (Indians); 2000-2002-Burlington Indians (Indians); 2003-2004-Lake County Captains (Indians); 2005-Mahoning Valley Scrappers (Indians); 2006-Burlington Indians (Indians); 2007-Kinston Indians (Indians); 2008-Akron Aeros (Indians); 2009-Lake County Captains (Indians); 2010-Kinston Indians (Indians); 2011-2012-Akron Aeros (Indians); 2013-2014-Columbus Clippers (Indians).

**Playing Career:**

Played professionally for ten seasons in the Baltimore Orioles and Los Angeles Dodgers organizations...made his major league debut with the Orioles in 1986 appearing in 11 games...also made 27 appearances for Baltimore in 1987, his only other year in the majors...originally selected in the tenth round of the 1981 draft by the Orioles.

**Personal/Miscellaneous:**

Married, wife's name is Sara...has three children - Devin, Caroline and Avery...graduated from the University of Texas with a degree in Physical Education in 1981...was an NCAA All-American in 1981.

# 2015 LYNCHBURG HILLCATS



## GREG ALLEN



HEIGHT/WEIGHT: 6-0/175  
 BATS/THROWS: S/R  
 OPENING DAY AGE: 22  
 BORN: 3/15/93 IN SAN DIEGO, CA  
 RESIDES: CHULA VISTA, CA  
 ACQUIRED: 6th Round selection in 2014 Draft from San Diego State

### Career Notes & Personal Information

Played 3 years at San Diego State University...Finished with a career .304 average and 61 stolen bases in 84 attempts...Pitched in two games as a freshman, finished with 1 total inning and 1 ER... Played for the Orleans Firebirds of the Cape Cod League in 2013, batted .221 and stole 11 bases in 19 games.

### Highlights

2014-Was named to the New York-Penn League midseason All-Star Team...league-best 30 stolen bases... considered the Fastest Baserunner and Best Outfield Arm in the Indians system by Baseball America.

### Statistics

YEAR	CLUB	AVG	G	AB	R	H	2B	3B	HR	RBI	SH	SF	HBP	BB	SO	SB	CS	SLG	OBP	OPS	E
2014	Mahoning Valley	.244	57	225	46	55	8	2	0	19	1	2	15	27	26	30	5	.298	.361	.658	1



## ROBBIE AVILES



HEIGHT/WEIGHT: 6-4/200  
 BATS/THROWS: L/R  
 OPENING DAY AGE: 23  
 BORN: 12/17/91 IN SUFFERN, NY  
 RESIDES: SUFFERN, NY  
 ACQUIRED: 7th Round selection in the 2010 Draft from Suffern HS

### Career Notes & Personal Information

Attended Suffern High School in Suffern, NY... Selected by the Cleveland Indians in the 7th round of the June, 2010 Draft...Versatile pitching experience, making 34 starts and 29 relief appearances in his minor league career heading into 2015.

### Highlights

2014- Aviles earned the Midwest League Pitcher of the Week from May 12-19, tossing 6.0 no-hit innings at West Michigan Whitecaps (retired 17 of 18 batters faced)...was 1-1 and a save with a 2.60 ERA (10ER/34.2IP), 21 punch outs and a 1.096 WHIP in 16 games as a reliever...named to the Midwest League midseason All-Star team.

### Statistics

YEAR	CLUB	W-L	ERA	G	GS	CG	SHO	SV	IP	H	R	ER	HR	HB	BB	SO	WP	BK	AVG	SLG	OBP
2011	AZL Indians	0-2	6.52	7	6	0	0	0	9.2	13	9	7	0	2	2	7	1	0	.333	.538	.378
2012	Mahoning Valley	0-2	5.12	15	5	0	0	1	38.2	47	22	22	4	5	13	17	1	0	.305	.455	.374
2013	Lake County	4-5	5.09	16	14	0	0	0	69.0	72	42	39	7	7	26	30	6	0	.273	.417	.351
2014	Lake County	2-1	2.55	25	9	0	0	1	84.2	73	33	24	2	6	11	49	3	0	.233	.319	.272
<b>MiLB Totals</b>		<b>6-10</b>	<b>4.10</b>	<b>63</b>	<b>34</b>	<b>0</b>	<b>0</b>	<b>2</b>	<b>202.0</b>	<b>205</b>	<b>106</b>	<b>92</b>	<b>13</b>	<b>20</b>	<b>52</b>	<b>103</b>	<b>11</b>	<b>0</b>	<b>.266</b>	<b>.391</b>	<b>.326</b>

# 2015 LYNCHBURG HILLCATS



## DYLAN BAKER



HEIGHT/WEIGHT: 6-2/215  
 BATS/THROWS: R/R  
 OPENING DAY AGE: 23  
 BORN: 4/6/92 IN ROSEBERG, OR  
 RESIDES: JUNEAU, AK  
 ACQUIRED: 5th Round selection in 2012 Draft from Western Nevada CC

### Career Notes & Personal Information

Played one season at Western Nevada Community College in 2012...Went 13-0 with a 1.91 ERA. Threw three complete games including two shutouts...He also recorded a save...126 strikeouts in 84.2 innings, good for 13.39 SO/9... Pitched for the Peoria Javelinas of the Arizona Fall League in 2014...Went 0-1 with a 4.24 ERA in six starts for the AFL runner-up... Second highest Alaskan MLB draft pick behind Curt Schilling (second round)...Highest pick in Wesern Nevada CC history...

### Highlights

**2014-** Missed a majority of the season due to a broken right ankle...**2013-** Logged a team-best 143.2 innings, finishing with team-highs in victories (7) and strikeouts (117)...Baker ranked among Midwest League leaders in starts (4th, 25), innings (4th, 143.2), strikeouts (4th, 117) and ERA (13th, 3.63); his 3.63 ERA was also fifth among all Tribe farmhands... Baker was named Indians Minor League Player of the Week for June 19-25.

### Statistics

YEAR	CLUB	W-L	ERA	G	GS	CG	SHO	SV	IP	H	R	ER	HR	HB	BB	SO	WP	BK	AVG	SLG	OBP
2012	AZL Indians	0-1	4.13	8	8	0	0	0	24.0	24	19	11	1	0	15	30	6	1	.255	.351	.355
2013	Lake County	7-6	3.63	27	25	1	0	0	143.2	124	68	58	3	4	62	117	13	0	.232	.322	.313
2014	AZL Indians	0-0	1.59	3	3	0	0	0	5.2	2	1	1	1	0	1	13	0	0	.105	.263	.150
	Carolina	3-3	4.05	9	9	0	0	0	46.2	45	25	21	3	1	18	28	4	1	.250	.344	.320
<b>MiLB Totals</b>		<b>10-10</b>	<b>3.72</b>	<b>47</b>	<b>45</b>	<b>1</b>	<b>0</b>	<b>0</b>	<b>220.0</b>	<b>195</b>	<b>113</b>	<b>91</b>	<b>8</b>	<b>5</b>	<b>96</b>	<b>188</b>	<b>23</b>	<b>2</b>	<b>.236</b>	<b>.329</b>	<b>.316</b>



## CLAUDIO BAUTISTA



HEIGHT/WEIGHT: 5-10/170  
 BATS/THROWS: R/R  
 OPENING DAY AGE: 21  
 BORN: 11/29/93 IN NIZAO, DR  
 RESIDES: NIZAO, DR  
 ACQUIRED: Signed as a Non-Drafted Free Agent on May 18, 2011

### Career Notes & Personal Information

Born in Nizao, Dominican Republic... Signed as a minor league free agent on May 18, 2011... Ranked 13th in runs scored (36), 16th in hits (68), 13th in doubles (16), 8th in triples (4), and 15th in total bases (104) in the NY-Penn League in 2013.


### Highlights

**2012-** Produced a home run every 22 at-bats which was the second-best rate among all Arizona League batters

### Statistics

YEAR	CLUB	AVG	G	AB	R	H	2B	3B	HR	RBI	SH	SF	HBP	BB	SO	SB	CS	SLG	OBP	OPS	E
2011	DSL Indians	.225	32	111	12	25	4	0	1	14	0	2	0	10	19	7	3	.288	.285	.573	6
2012	AZL Indians	.273	37	132	30	36	6	2	6	22	1	2	2	19	31	8	1	.485	.368	.853	11
2013	Lake County	.157	16	51	6	8	2	0	1	5	1	0	0	3	14	0	2	.255	.204	.459	3
	Mahoning Valley	.272	65	250	36	68	16	4	4	24	2	2	1	20	55	3	1	.416	.326	.742	9
2014	Lake County	.249	119	461	65	115	21	7	13	54	3	2	5	12	103	11	3	.410	.275	.685	17
<b>MiLB Totals</b>		<b>.251</b>	<b>269</b>	<b>1005</b>	<b>149</b>	<b>252</b>	<b>49</b>	<b>13</b>	<b>25</b>	<b>119</b>	<b>7</b>	<b>8</b>	<b>8</b>	<b>64</b>	<b>222</b>	<b>29</b>	<b>10</b>	<b>.400</b>	<b>.299</b>	<b>.699</b>	<b>46</b>

# 2015 LYNCHBURG HILLCATS



## JUSTIN BRANTLEY



HEIGHT/WEIGHT: 6-1/185  
 BATS/THROWS: R/R  
 OPENING DAY AGE: 24  
 BORN: 3/5/91 IN HUDSON, NY  
 RESIDES: HUDSON, NY  
 ACQUIRED: Signed as a Non-Drafted Free Agent February 14, 2014

### Career Notes & Personal Information


Born in Hudson, N.Y.... Attended Siena College... Went 17-26 with a 5.89 ERA as a starter from 2010-2013... Played for the Albany Dutchmen of the NY Collegiate League in 2010 and the Southern Ohio Copperheads of the Great Lakes League in 2012....Cousin of Indians All-Star outfielder Michael Brantley.

### Highlights

**2014-** Converted to a reliever for his first professional season...Averaged 10.23 SO/9...Finished 10 games, including two saves.

### Statistics

YEAR	CLUB	W-L	ERA	G	GS	CG	SHO	SV	IP	H	R	ER	HR	HB	BB	SO	WP	BK	AVG	SLG	OBP
2014	Lake County	4-1	1.31	25	0	0	0	2	41.1	31	7	6	3	1	15	47	2	0	.204	.276	.278



## D.J. BROWN



HEIGHT/WEIGHT: 6-6/220  
 BATS/THROWS: R/R  
 OPENING DAY AGE: 24  
 BORN: 11/28/90 IN ORANGE COUNTY, VA  
 RESIDES: NORFOLK, VA  
 ACQUIRED: 39th Round selection in the 2012 Draft from James Madison

### Career Notes & Personal Information

Dennis John Brown...Born in Fredericksburg, Va... Attended Orange County H.S. in Barbourville, Virginia... Played two seasons at James Madison University... Went 13-4 from 2010-2011 with a 5.72 ERA, including a 9-1, 4.00 ERA season in 2011, spent mostly as a reliever... Champion of the Guinness World Record for largest-ever game of basketball knockout (201 participants) held after a JMU basketball game Feb. 2, 2011... Missed 2012 with a torn labrum in his right shoulder...Played for the Holyoke Blue Sox of the New England Collegiate League...

### Highlights

**2014-** Made 20 starts after making just two in 2013... Went six innings, struckout six, and allowed one ER against Myrtle Beach on August 9.

### Statistics

YEAR	CLUB	W-L	ERA	G	GS	CG	SHO	SV	IP	H	R	ER	HR	HB	BB	SO	WP	BK	AVG	SLG	OBP
2013	Lake County	3-4	2.71	27	2	0	0	1	66.1	59	26	20	5	1	20	71	4	0	.238	.359	.294
2014	Carolina	3-8	4.51	26	20	0	0	0	123.2	144	74	62	8	6	33	83	9	1	.287	.405	.336
	<b>MiLB Totals</b>	<b>6-12</b>	<b>3.88</b>	<b>53</b>	<b>22</b>	<b>0</b>	<b>0</b>	<b>1</b>	<b>190.0</b>	<b>203</b>	<b>100</b>	<b>82</b>	<b>13</b>	<b>7</b>	<b>53</b>	<b>154</b>	<b>13</b>	<b>1</b>	<b>.271</b>	<b>.390</b>	<b>.322</b>

# 2015 LYNCHBURG HILLCATS



## MITCH BROWN



HEIGHT/WEIGHT: 6-1/195  
 BATS/THROWS: R/R  
 OPENING DAY AGE: 20  
 BORN: 4/13/94 IN ROCHESTER, MN  
 RESIDES: ROCHESTER, MN  
 ACQUIRED: 2nd round selection by Indians in June, 2012 Draft from Rochester Century H.S.

### Career Notes & Personal Information

Born in Rochester, Minn... Drafted in the second round by the Indians out of Rochester Century High School in 2012... Was committed to the University of San Diego, but signed with the Tribe instead... Named the Minnesota Baseball Gatorade Player of the Year in 2012 after posting a 7-1 record, 0.91 ERA, and 108 strikeouts.

### Highlights

**2014-** Finished 8-8 with a 3.31 ERA (51 ER/138.2 IP) after going a combined 3-5 with a 6.78 ERA in 2013...was named Indians Minor League Player of the Week from August 4-11, when he entered the week having allowed 2 runs over his last 4 starts (23.0 IP)...named Best Curveball in the Indians organization and ranked the 19th-best player in the Midwest League by Baseball America... **2013-** The Indians 2012 second round pick out of Rochester Century HS in Minnesota entered his second professional season ranked as the 5th-best prospect (MLB.com) and the 6th-best prospect (Baseball America) in the Indians Player Development System...was limited to just 17 games due to right-shoulder/biceps injuries.

### Statistics

YEAR	CLUB	W-L	ERA	G	GS	CG	SHO	SV	IP	H	R	ER	HR	HB	BB	SO	WP	BK	AVG	SLG	OBP
2012	AZL Indians	2-0	3.58	8	8	0	0	0	27.2	20	16	11	3	0	10	26	2	0	.204	.398	.273
2013	AZL Indians	2-4	5.37	12	10	0	0	0	52.0	57	32	31	2	8	29	48	11	0	.284	.453	.393
	Lake County	1-1	11.49	5	5	0	0	0	15.2	21	21	20	4	4	11	18	5	0	.328	.625	.456
2014	Lake County	8-8	3.31	27	27	0	0	0	138.2	113	60	51	6	11	55	127	24	1	.226	.315	.316
	<b>MiLB Totals</b>	<b>13-13</b>	<b>4.35</b>	<b>52</b>	<b>50</b>	<b>0</b>	<b>0</b>	<b>0</b>	<b>234.0</b>	<b>211</b>	<b>129</b>	<b>113</b>	<b>15</b>	<b>23</b>	<b>105</b>	<b>219</b>	<b>42</b>	<b>1</b>	<b>.245</b>	<b>.379</b>	<b>.341</b>



## IVAN CASTILLO



HEIGHT/WEIGHT: 5-9/173  
 BATS/THROWS: S/R  
 OPENING DAY AGE: 19  
 BORN: 5/30/95 IN SANTIAGO, DR  
 RESIDES: SANTIAGO, DR  
 ACQUIRED: Signed as a Non-Drafted Free Agent December 16, 2011

### Career Notes & Personal Information

Born in Santiago, Dominican Republic... Signed as a 16 year old on December 16, 2011... Played 80 games at SS for the Lake County Captains in 2014.

### Highlights

**2014-** Was named the Midwest League Player of the Week from August 4-11, hitting .464 (13-28) with 4 doubles, 2 homers, 5 RBI, 7 runs scored and a 1.321 OPS (.500 OBP/.821 SLG) during that span.

### Statistics

YEAR	CLUB	AVG	G	AB	R	H	2B	3B	HR	RBI	SH	SF	HBP	BB	SO	SB	CS	SLG	OBP	OPS	E
2012	DSL Indians	.236	65	216	28	51	6	0	1	14	6	1	2	21	32	16	6	.278	.308	.586	20
2013	AZL Indians	.231	42	156	25	36	6	0	0	12	2	1	2	4	23	13	0	.269	.258	.527	15
2014	Lake County	.260	84	315	37	82	12	3	5	26	10	3	5	11	61	11	6	.365	.293	.658	17
	<b>MiLB Totals</b>	<b>.246</b>	<b>191</b>	<b>687</b>	<b>90</b>	<b>169</b>	<b>24</b>	<b>3</b>	<b>6</b>	<b>52</b>	<b>18</b>	<b>5</b>	<b>9</b>	<b>36</b>	<b>116</b>	<b>40</b>	<b>12</b>	<b>.316</b>	<b>.290</b>	<b>.606</b>	<b>52</b>



# 2015 LYNCHBURG HILLCATS

## MICHAEL CLEVINGER



HEIGHT/WEIGHT: 6-4/202  
 BATS/THROWS: R/R  
 OPENING DAY AGE: 24  
 BORN: 12/21/90 IN JACKSONVILLE, FL  
 RESIDES: JACKSONVILLE, FL  
 ACQUIRED: Acquired from Angels on August 7, 2014 in exchange for RHP Vinnie Pestano

### Career Notes & Personal Information

Born in Jacksonville, Fla... Attended The Citadel in 2010... Went 5-3 with a 5.15 in 15 starts... Attended Seminole Community College in 2011... Went 1-2 with a 2.84 ERA... Averaged 14.78 SO/9... Selected in the fourth round of the June 2011 Draft by the Los Angeles Angels of Anaheim.

### Highlights

**2013** - Was limited to just three appearances due to Tommy John surgery following the 2012 season.

### Statistics

YEAR	CLUB	W-L	ERA	G	GS	CG	SHO	SV	IP	H	R	ER	HR	HB	BB	SO	WP	BK	AVG	SLG	OBP
2011	Orem	0-0	2.25	3	0	0	0	0	4.0	3	1	1	0	0	2	5	0	0	.200	.200	.294
2012	Cedar Rapids	1-1	3.73	8	8	0	0	0	41.0	37	18	17	3	3	13	34	1	0	.243	.382	.310
2013	AZL Angels	0-0	3.00	2	2	0	0	0	3.0	2	1	1	0	0	2	3	2	0	.200	.300	.333
2014	Orem	0-1	16.88	1	1	0	0	0	2.2	6	6	5	0	1	2	2	0	0	.429	.786	.529
	Burlington	3-0	1.88	5	5	0	0	0	24.0	16	5	5	2	0	5	27	1	1	.186	.314	.231
	Inland Empire	1-3	5.37	13	13	0	0	0	55.1	58	41	33	8	4	27	58	6	0	.272	.427	.362
	Carolina	0-1	4.79	5	4	0	0	0	20.2	20	12	11	1	3	11	15	1	0	.270	.378	.386
<b>MiLB Totals</b>		<b>5-6</b>	<b>4.36</b>	<b>37</b>	<b>33</b>	<b>0</b>	<b>0</b>	<b>0</b>	<b>150.2</b>	<b>142</b>	<b>84</b>	<b>73</b>	<b>14</b>	<b>11</b>	<b>62</b>	<b>144</b>	<b>11</b>	<b>1</b>	<b>.252</b>	<b>.392</b>	<b>.335</b>



## CLAYTON COOK



HEIGHT/WEIGHT: 6-2/197  
 BATS/THROWS: R/R  
 OPENING DAY AGE: 24  
 BORN: 7/23/90 IN AMARILLO, TX  
 RESIDES: AMARILLO, TX  
 ACQUIRED: 9th Round Selection by Indians in June, 2008 Draft from Amarillo H.S.

### Career Notes & Personal Information

Born in Amarillo, Texas... Attended Amarillo High School... Committed to play at University of Oklahoma, but signed with the Indians instead after being drafted in the ninth round in the 2008 draft.


### Highlights

**2013** - Missed the entire season dealing with a right shoulder injury... **2012**- Missed time with right shoulder internal impingement with secondary biceps/triceps soreness...had right shoulder labrum surgery on September 26... **2011**- Finished T5th in the Carolina League in starts (25), T7th in wins (9) and T8th in strikeouts (106)... **2010**- Ranked 9th in the Midwest League in ERA (3.35)... **2009** - Named to the New York-Penn League All-Star team.

### Statistics

YEAR	CLUB	W-L	ERA	G	GS	CG	SHO	SV	IP	H	R	ER	HR	HB	BB	SO	WP	BK	AVG	SLG	OBP
2008	GCL Indians	1-2	2.52	11	6	0	0	0	25.0	20	11	7	2	1	8	26	3	0	.217	.359	.284
2009	Mahoning Valley	5-3	2.79	14	14	0	0	0	67.2	55	24	21	2	4	26	64	7	0	.224	.280	.307
2010	Lake County	6-7	3.35	23	23	0	0	0	118.1	109	49	44	7	6	37	83	2	1	.244	.347	.309
2011	Kinston	9-9	4.56	25	25	0	0	0	122.1	124	70	62	10	5	53	106	3	1	.263	.389	.340
2012	Carolina	1-0	2.31	3	3	0	0	0	11.2	5	5	3	0	1	7	8	3	0	.122	.122	.260
2013	INJURED --DID NOT PLAY																				
2014	Carolina	2-4	6.02	20	1	0	0	1	40.1	47	29	27	4	2	15	31	2	1	.288	.442	.348
<b>MiLB Totals</b>		<b>24-25</b>	<b>3.83</b>	<b>96</b>	<b>72</b>	<b>0</b>	<b>0</b>	<b>1</b>	<b>385.1</b>	<b>360</b>	<b>188</b>	<b>164</b>	<b>25</b>	<b>19</b>	<b>146</b>	<b>318</b>	<b>20</b>	<b>3</b>	<b>.247</b>	<b>.354</b>	<b>.320</b>

# 2015 LYNCHBURG HILLCATS



## GRANT FINK



HEIGHT/WEIGHT: 6-3/215  
 BATS/THROWS: R/R  
 OPENING DAY AGE: 24  
 BORN: 12/14/90 IN SPOKANE, WA  
 RESIDES: ST. JOSEPH, MO  
 ACQUIRED: 23rd Round selection in 2013 Draft from MO Western St.

### Career Notes & Personal Information

Born in Spokane, Wash... Played two seasons at Mount Hood Community College in Gresham, Oregon... Played final two years of college at Missouri Western State University... Hit .397 with 14 home runs, and 51 RBI in 52 games his senior year... Selected in the 23rd round by the Indians in the June, 2013 Draft.

### Highlights

**2013-** The Indians 23rd round selection out of Missouri Western St. University appeared in 46 games for the Arizona League Indians and used a strong month of August (.311, 10 extra-base hits, 14 RBI) to propel himself to Mahoning Valley for the final 5 games of the season; with the Scrappers, the right-handed hitting third baseman went 8-18 (.444) with 2 doubles, a home run, 3 RBI and a 1.196 OPS (.474 OBP/.722 SLG)... while with the AZL Tribe, Fink reeled off a team-high 12-game hit streak from August 7-23 (.388, 19-49, 6 doubles, 1 home run, 12 RBI and 11 runs scored).

### Statistics

YEAR	CLUB	AVG	G	AB	R	H	2B	3B	HR	RBI	SH	SF	HBP	BB	SO	SB	CS	SLG	OBP	OPS	E
2013	Mahoning Valley	.444	5	18	2	8	2	0	1	3	0	0	0	1	1	0	0	.722	.474	1.196	1
	AZL Indians	.263	46	160	21	42	14	3	2	23	0	0	3	20	51	2	1	.425	.355	.780	6
2014	Lake County	.225	118	409	59	92	20	1	13	60	1	2	1	61	174	0	1	.374	.326	.700	22
	<b>MiLB Totals</b>	<b>.242</b>	<b>169</b>	<b>587</b>	<b>82</b>	<b>142</b>	<b>36</b>	<b>4</b>	<b>16</b>	<b>86</b>	<b>1</b>	<b>2</b>	<b>4</b>	<b>82</b>	<b>226</b>	<b>2</b>	<b>2</b>	<b>.399</b>	<b>.338</b>	<b>.737</b>	<b>29</b>



## DELVY FRANCISCO



HEIGHT/WEIGHT: 6-1/190  
 BATS/THROWS: R/R  
 OPENING DAY AGE: 22  
 BORN: 8/24/92 IN SANTIAGO, DR  
 RESIDES: SANTIAGO, DR  
 ACQUIRED: Selected in Triple-A phase of 2014 Rule 5 Draft (from Philadelphia)

### Career Notes & Personal Information

Born in Santiago, Dominican Republic... Signed by the Philadelphia Phillies as a non-drafted free agent on January 25, 2010... Selected in the Triple-A phase of the 2014 Rule 5 Draft by the Indians... Converted from outfielder to pitcher in 2012... has a mid-90's fastball.

### Highlights


**2013-** Finished fourth in the South Atlantic League in appearances (46)... **2012-** Converted from an outfielder to pitcher...8 of his 12 relief appearances were scoreless...Converted on all 5 save opportunities.

### Statistics

YEAR	CLUB	AVG	G	AB	R	H	2B	3B	HR	RBI	SH	SF	HBP	BB	SO	SB	CS	SLG	OBP	OPS	E
2010	DSL Phillies	.238	66	227	31	54	12	1	3	23	3	2	9	13	35	11	4	.339	.303	.642	6
2011	DSL Phillies	.307	44	153	21	47	7	1	0	15	0	0	2	21	23	12	6	.366	.398	.764	3
	<b>MiLB Totals</b>	<b>.266</b>	<b>110</b>	<b>380</b>	<b>52</b>	<b>101</b>	<b>19</b>	<b>2</b>	<b>3</b>	<b>38</b>	<b>3</b>	<b>2</b>	<b>11</b>	<b>34</b>	<b>58</b>	<b>23</b>	<b>10</b>	<b>.350</b>	<b>.342</b>	<b>.692</b>	<b>9</b>

YEAR	CLUB	W-L	ERA	G	GS	CG	SHO	SV	IP	H	R	ER	HR	HB	BB	SO	WP	BK	AVG	SLG	OBP
2012	GCL Phillies	0-0	1.53	12	0	0	0	5	17.2	8	4	3	0	3	9	24	1	1	.138	.207	.286
2013	Lakewood	4-5	3.18	46	0	0	0	9	62.1	55	36	22	2	4	46	75	8	0	.231	.328	.361
2014	Lakewood	1-3	8.29	22	0	0	0	2	38.0	43	41	35	0	4	21	39	5	1	.269	.400	.366
	WilliamSPORT	2-0	5.14	8	0	0	0	0	14.0	13	8	8	2	1	11	8	4	0	.260	.460	.403
	<b>MiLB Totals</b>	<b>7-8</b>	<b>4.64</b>	<b>88</b>	<b>0</b>	<b>0</b>	<b>0</b>	<b>16</b>	<b>132.0</b>	<b>119</b>	<b>89</b>	<b>68</b>	<b>4</b>	<b>12</b>	<b>87</b>	<b>146</b>	<b>18</b>	<b>2</b>	<b>.235</b>	<b>.350</b>	<b>.358</b>

# 2015 LYNCHBURG HILLCATS



## TREVOR FRANK



HEIGHT/WEIGHT: 6-0/195  
 BATS/THROWS: R/R  
 OPENING DAY AGE: 24  
 BORN: 6/23/91 IN EL CAJON, CA  
 RESIDES: EL CAJON, CA  
 ACQUIRED: 8th Round selection in 2013 Draft from UC-Riverside

### Career Notes & Personal Information

Born in El Cajon, Calif... Played four seasons at University of California-Riverside... Spent three years as a starter before converting to the Highlanders' closer his senior year... His 10 saves in 2013 are the fourth highest single-season total in program history... Pitched for the Anchorage Glacier Pilots of the Alaska Summer League in 2010 (2-2, 3.81 ERA, 7 games, 6 starts) and the Corvallis Knights of the West Coast League in 2012 (1-1, 0.61 ERA, 6 starts).

### Highlights

**2014-** Frank was among Midwest League leaders in games finished (1st, 40), games (3rd, 50) and saves (3rd, 18)... led the Indians farm system in saves... **2013-** Allowed just 33 base runners in 35.0 relief innings (8.49 BR/9.0 IP), which was the second-best rate in the New York-Penn League...ended the season with the fewest walks per nine innings ratio in the NYPL after issuing just a pair of free passes across his 35.0 frames.

### Statistics

YEAR	CLUB	W-L	ERA	G	GS	CG	SHO	SV	IP	H	R	ER	HR	HB	BB	SO	WP	BK	AVG	SLG	OBP
2013	Mahoning Valley	1-5	2.83	20	0	0	0	3	35.0	31	16	11	1	0	2	39	3	1	.233	.316	.236
2014	Lake County	5-4	2.63	50	0	0	0	18	54.2	40	20	16	3	0	9	62	2	1	.205	.333	.237
	<b>MiLB Totals</b>	<b>6-9</b>	<b>2.71</b>	<b>70</b>	<b>0</b>	<b>0</b>	<b>0</b>	<b>21</b>	<b>89.2</b>	<b>71</b>	<b>36</b>	<b>27</b>	<b>4</b>	<b>0</b>	<b>11</b>	<b>101</b>	<b>5</b>	<b>2</b>	<b>.216</b>	<b>.326</b>	<b>.237</b>



## CLINT FRAZIER



HEIGHT/WEIGHT: 6-1/190  
 BATS/THROWS: R/R  
 OPENING DAY AGE: 20  
 BORN: 9/26/94 IN DECATUR, GA  
 RESIDES: LOGANVILLE, GA  
 ACQUIRED: 1st Round selection (5th overall) in 2013 Draft from Loganville HS

### Career Notes & Personal Information

Fifth overall selection in the June 2013 Draft... 2015 Indians Spring Training Invitee... Hit a 3-run homer in a 7-4 win over the Cubs on March 13th.

### Highlights

**2014-** Frazier, ranked as the third-best prospect in the Indians farm system and the ninth-best player in the Midwest League by Baseball America, picked up Indians Minor League Player of the Week from July 14-20, which featured an 11-game hit streak (.444, 20-45)...named the 92nd-best prospect in Keith Law's top 100 entering 2015 (ESPN)...**2013-** Burst onto the scene when he homered, tripled and drove in 4 runs in his professional debut with the AZL Indians on June 25...the right-handed center fielder hit .318 (14-44) against left-handed pitchers, but collected all 5 home runs vs. righties...his .297 batting average ranked 2nd (2.7 PA/team game) in the Indians Player Development System behind 2011 first rounder Francisco Lindor (.303)...Frazier was the Arst high school position player selected in the 2013 draft after batting .485 with 17 homers, 45 RBI, 56 runs scored, a .561 on-base pct. and a 1.134 slugging pct. in 32 games for Loganville High School in Loganville, Ga...was named the Gatorade National Baseball Player of the Year...enters the 2014 season ranked as the 2nd-best prospect in the entire Indians organization by Baseball America and was labeled the Best Power Hitting prospect in the publication's annual Best Tools survey.

### Statistics

YEAR	CLUB	AVG	G	AB	R	H	2B	3B	HR	RBI	SF	HBP	BB	SO	SB	CS	SLG	OBP	OPS	E	
2013	AZL Indians	.297	44	172	32	51	11	5	5	28	0	4	3	17	61	3	2	.506	.362	.868	2
2014	Lake County	.266	120	474	70	126	18	6	13	50	1	4	7	56	161	12	6	.411	.349	.761	8
	<b>MiLB Totals</b>	<b>.274</b>	<b>164</b>	<b>646</b>	<b>102</b>	<b>177</b>	<b>29</b>	<b>11</b>	<b>18</b>	<b>78</b>	<b>1</b>	<b>8</b>	<b>10</b>	<b>73</b>	<b>222</b>	<b>15</b>	<b>8</b>	<b>.437</b>	<b>.352</b>	<b>.789</b>	<b>10</b>

# 2015 LYNCHBURG HILLCATS



## ERIC HAASE



HEIGHT/WEIGHT: 5-10/180  
 BATS/THROWS: R/R  
 OPENING DAY AGE: 22  
 BORN: 12/18/92 IN DETROIT, MI  
 RESIDES: WESTLAND, MI  
 ACQUIRED: 7th Round selection by in 2011 Draft from Divine Child H.S.

### Career Notes & Personal Information

Born in Detroit, Mich... Attended Divine Child High School in Dearborn, Michigan... First-Team Rawlings All-American in 2011 while in high school... committed to Ohio State before signing with the Indians out of high school.

### Highlights

**2014**- Haase continued his power surge this season, leading the Captains in SLG % (.514) and finishing second in homers (16)... Homered in consecutive games and went 3 for 7 with 4 RBI following a 4 day break from baseball for the birth of his son Santino... **2013**- Showcased good power in his first full season at Class A, leading the Captains with 14 home runs in 2013...his .439 SLG % paced the club and ranked 17th overall in the Midwest League...

### Statistics

YEAR	CLUB	AVG	G	AB	R	H	2B	3B	HR	RBI	SH	SF	HBP	BB	SO	SB	CS	SLG	OBP	OPS	E
2011	AZL Indians	.300	4	10	2	3	0	0	0	2	0	0	0	1	1	0	0	.300	.364	.664	0
2012	AZL Indians	.282	28	103	16	29	11	2	3	22	0	1	0	5	29	1	0	.515	.312	.826	6
	Mahoning Valley	.091	3	11	1	1	0	0	0	0	0	0	0	1	4	0	0	.091	.167	.258	1
2013	Lake County	.250	104	376	49	94	23	3	14	47	1	2	1	40	117	2	2	.439	.322	.761	15
2014	Lake County	.270	77	296	48	80	16	4	16	42	0	1	3	28	84	1	2	.514	.338	.852	16
	Carolina	.185	16	65	4	12	4	0	1	6	0	0	0	5	19	0	1	.292	.243	.535	1
	<b>MiLB Totals</b>	<b>.254</b>	<b>232</b>	<b>861</b>	<b>120</b>	<b>219</b>	<b>54</b>	<b>9</b>	<b>34</b>	<b>119</b>	<b>1</b>	<b>4</b>	<b>4</b>	<b>80</b>	<b>254</b>	<b>4</b>	<b>5</b>	<b>.456</b>	<b>.319</b>	<b>.776</b>	<b>39</b>



## BEN HELLER



HEIGHT/WEIGHT: 6-3/205  
 BATS/THROWS: R/R  
 OPENING DAY AGE: 23  
 BORN: 8/5/91 IN MILWAUKEE, WI  
 RESIDES: PHOENIX, AZ  
 ACQUIRED: 22nd Round selection in 2013 Draft from Olivet Nazarene

### Career Notes & Personal Information

Born in Milwaukee, Wisc... Attended Whitewater High School in Whitewater, Wisconsin... Attended Olivet Nazarene University... First player to be drafted out of Olivet Nazarene since Ben Zobrist in 2004... Heller was CCAC Second-Team All-Conference (2013), NCCAA All-American Honorable Mention (2013), and Daktronics-NAIA Scholar Athlete twice.

### Highlights

**2014** - Combined to go 5-1 with a 2.38 ERA (14 ER/53.0 IP) in 45 appearances this season between A Lake County and A-Advanced Carolina... Went 11 consecutive appearances without allowing a run while striking out 35 in 16 innings from June 6-July 11.

### Statistics

YEAR	CLUB	W-L	ERA	G	GS	CG	SHO	SV	IP	H	R	ER	HR	HB	BB	SO	WP	BK	AVG	SLG	OBP
2013	Mahoning Valley	1-3	3.13	21	1	0	0	2	37.1	37	16	13	0	2	14	39	4	0	.252	.293	.325
2014	Lake County	4-1	2.43	28	0	0	0	4	37.0	19	10	10	3	2	16	64	4	1	.147	.248	.252
	Carolina	1-0	2.25	17	0	0	0	1	16.0	8	6	4	1	3	13	17	2	0	.148	.222	.343
	<b>MiLB Totals</b>	<b>6-4</b>	<b>2.69</b>	<b>66</b>	<b>1</b>	<b>0</b>	<b>0</b>	<b>7</b>	<b>90.1</b>	<b>64</b>	<b>32</b>	<b>27</b>	<b>4</b>	<b>7</b>	<b>43</b>	<b>120</b>	<b>10</b>	<b>1</b>	<b>.194</b>	<b>.264</b>	<b>.300</b>

# 2015 LYNCHBURG HILLCATS

## PAUL HENDRIX



HEIGHT/WEIGHT: 6-2/205  
 BATS/THROWS: R/R  
 OPENING DAY AGE: 23  
 BORN: 11/18/91 IN NORTH RICHLAND HILLS, TX  
 RESIDES: NORTH RICHLAND HILLS, TX  
 ACQUIRED: 18th Round selection in 2013 Draft from TCU

### Career Notes & Personal Information

Born in North Richland Hills, Texas... Played two seasons at Howard Junior College in Big Spring, Texas...Hit .379 as a freshman and .408 as a sophomore... Selected in the 32nd round of the 2012 Draft by the Indians, but elected to go to TCU... Played one season for the Horned Frogs before being selected by the Indians again in the 18th round of the June 2013 Draft.

### Highlights

**2014-** In just his second year, Hendrix led the Captains in average (.287) which was good for seventh-best in the Player Development System.

### Statistics

YEAR	CLUB	AVG	G	AB	R	H	2B	3B	HR	RBI	SH	SF	HBP	BB	SO	SB	CS	SLG	OBP	OPS	E
2013	Mahoning Valley	.258	52	186	9	48	10	2	0	13	0	0	0	20	59	1	1	.333	.330	.663	8
2014	Lake County	.287	115	415	63	119	21	5	12	46	0	4	4	49	138	2	2	.448	.364	.813	11
	<b>MiLB Totals</b>	<b>.278</b>	<b>167</b>	<b>601</b>	<b>72</b>	<b>167</b>	<b>31</b>	<b>7</b>	<b>12</b>	<b>59</b>	<b>0</b>	<b>4</b>	<b>4</b>	<b>69</b>	<b>197</b>	<b>3</b>	<b>3</b>	<b>.413</b>	<b>.354</b>	<b>.766</b>	<b>19</b>

## DACE KIME



HEIGHT/WEIGHT: 6-4/200  
 BATS/THROWS: R/R  
 OPENING DAY AGE: 23  
 BORN: 3/6/92 IN FORT WAYNE, IN  
 RESIDES: DEFIANCE, OH  
 ACQUIRED: 3rd Round selection (79th overall) in 2013 Draft from Louisville

### Career Notes & Personal Information

Born in Fort Wayne, Ind... Attended Defiance High School in Defiance, Ohio... Selected in the eighth round of the 2010 Draft by the Pirates but elected to attend the University of Louisville... In three seasons with the Cardinals, Kime went 8-3 with a 3.73 ERA in 69 games and 11 starts... Played for the Chatham Anglers of the Cape Cod League in 2011 and 2012.

### Highlights

**2014-** Started the most games for the Captains this season (28) and tied for first in the Midwest League...Named the 20th-best prospect in the Indians farm system by Baseball America... **2013-** Entered the 2014 season ranked as the 16th-best prospect in the entire Indians organization by Baseball America.

### Statistics

YEAR	CLUB	W-L	ERA	G	GS	CG	SHO	SV	IP	H	R	ER	HR	HB	BB	SO	WP	BK	AVG	SLG	OBP
2013	Mahoning Valley	0-2	2.92	9	9	0	0	0	24.2	19	9	8	0	0	16	26	4	0	.224	.306	.347
2014	Lake County	7-14	5.22	28	28	0	0	0	136.1	148	90	79	12	7	56	108	18	0	.276	.412	.350
	<b>MiLB Totals</b>	<b>7-16</b>	<b>4.86</b>	<b>37</b>	<b>37</b>	<b>0</b>	<b>0</b>	<b>0</b>	<b>161.0</b>	<b>167</b>	<b>99</b>	<b>87</b>	<b>12</b>	<b>7</b>	<b>72</b>	<b>134</b>	<b>22</b>	<b>0</b>	<b>.269</b>	<b>.398</b>	<b>.350</b>

# 2015 LYNCHBURG HILLCATS

## SICNARF LOOPSTOK



HEIGHT/WEIGHT: 5-11/195  
 BATS/THROWS: R/R  
 OPENING DAY AGE: 21  
 BORN: 4/26/93 IN ORANJESTAD, ARUBA  
 RESIDES: ALTUS, ARUBA  
 ACQUIRED: 13th Round selection in 2013 Draft from W. Oklahoma St.

### Career Notes & Personal Information

Born in Oranjestad, Aruba... Played one season at Western Oklahoma State College in 2013 (same school that produced former Hillcat and Carolina League batting champion, Andrelton Simmons)... Hit .370 with 6 home runs and 23 RBIs in 40 games...

### Highlights

**2013-** Edged out Stryker Trahan (Diamondbacks), Giuseppe Papaccio (Cubs), and Forrest Snow (Mariners) to win the 2013 Moniker Madness Crown, an award that recognizes that best name in Minor League Baseball; an initial field of 64 names was whittled down through six rounds of fan voting; Sicnarf is Loopstock's father's name, Francis, spelled backwards

### Statistics

YEAR	CLUB	AVG	G	AB	R	H	2B	3B	HR	RBI	SH	SF	HBP	BB	SO	SB	CS	SLG	OBP	OPS	E
2013	Mahoning Valley	.205	24	73	4	15	1	1	0	2	0	0	0	4	14	0	1	.247	.247	.493	4
2014	AZL Indians	.467	5	15	6	7	0	1	4	6	0	0	0	3	4	0	0	1.400	.556	1.956	0
	Lake County	.278	10	36	7	10	2	1	1	2	0	0	2	3	7	2	0	.472	.366	.838	1
	MiLB Totals	.258	39	124	17	32	3	3	5	10	0	0	2	10	25	2	1	.452	.324	.775	5



## JEREMY LUCAS

HEIGHT/WEIGHT: 6-1/205  
 BATS/THROWS: R/R  
 OPENING DAY AGE: 24  
 BORN: 1/10/91 IN WEST TERRE HAUTE, IN  
 RESIDES: WEST TERRE HAUTE, IN  
 ACQUIRED: 12th Round selection in 2012 Draft from Indiana State

### Career Notes & Personal Information

Born in West Terre Haute, Ind... Attended West Vigo High School... Selected by the Orioles in the 35th round of the 2009 Draft but went to Indiana State University instead... Was the Sycamores first ever Missouri Valley Conference Player of the Year in 2012 when he hit .345 with 9 home runs and 52 RBI.

### Highlights

**2014-** Lucas led the Mudcats in doubles (24) and runs scored (62)...was named Indians Minor League Player of the Week for July 21-27, posting a .407 (11-27) average with 4 doubles, a home run, 5 RBI and a 1.095 OPS (.429 OBP/.667 SLG) in 6 games...ranked second among Carolina League catchers with a .994 fielding percentage...

**2013-** Spent the majority of his second season in the Indians organization with the Lake County Captains where his .316 (25-79) batting average with runners in scoring position established himself as a mainstay in the middle of the Captains lineup...Lucas saw action at catcher and first base and hit .290 (51-176) with 5 homers and 29 RBI against right-handed pitching.

### Statistics

YEAR	CLUB	AVG	G	AB	R	H	2B	3B	HR	RBI	SH	SF	HBP	BB	SO	SB	CS	SLG	OBP	OPS	E
2012	Mahoning Valley	.250	29	88	10	22	6	0	2	8	2	2	1	16	14	1	0	.386	.364	.751	0
2013	Lake County	.274	75	263	35	72	18	3	6	35	1	1	3	44	50	1	0	.433	.383	.816	5
	Akron	.200	5	15	2	3	0	0	0	2	0	0	0	5	5	0	0	.200	.400	.600	0
2014	Carolina	.267	101	378	62	101	24	3	12	58	1	2	6	52	69	1	1	.442	.363	.805	4
	MiLB Totals	.266	210	744	109	198	48	6	20	103	4	5	10	117	138	3	1	.427	.371	.798	9

# 2015 LYNCHBURG HILLCATS



## LUIS LUGO



HEIGHT/WEIGHT: 6-5/200  
 BATS/THROWS: L/L  
 OPENING DAY AGE: 21  
 BORN: 3/5/94 IN BARQUISIMETO, LARA, VZ  
 RESIDES: BARQUISIMETO, LARA, VZ  
 ACQUIRED: Signed as a Non-Drafted Free Agent on February 28, 2011

### Career Notes & Personal Information

Born in Barquisimeto, Lara, Venezuela... Signed at the age of 16 on February 28, 2011... Made his debut for the Arizona League Indians at 17.

### Highlights

**2014-** Completed his first full season in Lake County with an organizational-leading 146 punch-outs...the southpaw earned Midwest League Pitcher of the Week honors from August 25-September 1 and turned in a 5-0 record with a 2.14 ERA (8 ER/33.2 IP) in August... named the 21st-best prospect in the Indians farm system by Baseball America... **2013-** Entered the season ranked as the 13th-best prospect in the organization according to Baseball America... Pitched 5 innings of no-hit relief on May 27.

### Statistics

YEAR	CLUB	W-L	ERA	G	GS	CG	SHO	SV	IP	H	R	ER	HR	HB	BB	SO	WP	BK	AVG	SLG	OBP
2011	AZL Indians	0-2	6.14	3	2	0	0	0	7.1	10	6	5	1	0	8	8	2	0	.303	.455	.439
	DSL Indians	0-3	3.38	9	7	0	0	0	29.1	21	19	11	3	3	16	36	3	0	.194	.333	.313
2012	AZL Indians	2-4	4.50	11	10	0	0	0	42.0	38	30	21	4	2	21	51	1	1	.242	.401	.335
2013	Mahoning Valley	1-4	1.97	11	11	0	0	0	50.1	39	15	11	1	5	11	30	2	4	.222	.313	.285
	Lake County	0-1	3.77	3	3	0	0	0	14.1	14	7	6	1	0	5	14	1	0	.250	.393	.311
2014	Lake County	10-9	4.92	27	22	0	0	0	126.1	124	79	69	16	4	40	146	7	2	.255	.417	.314
	MiLB Totals	13-23	4.11	64	55	0	0	0	269.2	246	156	123	26	14	101	285	16	7	.242	.387	.317



## KENNY MATHEWS



HEIGHT/WEIGHT: 6-3/195  
 BATS/THROWS: L/L  
 OPENING DAY AGE: 21  
 BORN: 8/6/93 IN GLENDORA, CA  
 RESIDES: DIAMOND BAR, CA  
 ACQUIRED: 7th Round selection in 2013 Draft from Riverside City College

### Career Notes & Personal Information

Born in Glendora, Calif... Attended Diamond Bar High School... Selected in the 12th round of the June, 2011 Draft by the Mets, but went to Cal State Fullerton instead... Went 6-2 with a 3.68 ERA in 15 games (14 starts) his freshman year... Transferred to Riverside City College for his sophomore season... went 3-1 with a 1.23 ERA in 12 games (9 starts)... Selected by the Indians in the 2013 Draft.

### Highlights

**2014-** Missed the majority of the season with a left forearm strain.

### Statistics

YEAR	CLUB	W-L	ERA	G	GS	CG	SHO	SV	IP	H	R	ER	HR	HB	BB	SO	WP	BK	AVG	SLG	OBP
2013	Mahoning Valley	0-3	2.52	12	12	0	0	0	39.1	35	15	11	0	2	13	37	2	0	.233	.287	.301
2014	AZL Indians	0-1	27.00	2	1	0	0	0	1.2	6	5	5	1	0	0	2	0	0	.600	1.300	.600
	Lake County	2-2	2.04	8	0	0	0	0	17.2	12	6	4	0	0	6	14	1	0	.200	.283	.269
	MiLB Totals	2-6	3.07	22	13	0	0	0	58.2	53	26	20	1	2	19	53	3	0	.241	.332	.304

# 2015 LYNCHBURG HILLCATS

## YHOXIAN MEDINA



HEIGHT/WEIGHT: 5-10/165  
 BATS/THROWS: R/R  
 OPENING DAY AGE: 24  
 BORN: 5/11/90 IN CARACAS, VZ  
 RESIDES: CARACAS, VZ  
 ACQUIRED: 38th Round selection in 2011 Draft from Southeastern Iowa CC



### Career Notes & Personal Information

Born in Caracas, Venezuela... Played one season at Southeastern Iowa Community College... Hit .378 with 3 home runs and 59 RBIs in 58 games... Selected in the 38th round of the 2011 Draft.

### Highlights

2014- Played in one MLB Spring Training game in as a defensive replacement... 2013- Played two games at AAA Columbus

### Statistics

YEAR	CLUB	AVG	G	AB	R	H	2B	3B	HR	RBI	SH	SF	HBP	BB	SO	SB	CS	SLG	OBP	OPS	E
2012	AZL Indians	.176	16	34	6	6	1	0	0	4	1	0	3	9	7	1	1	.206	.391	.597	4
	Lake County	.214	19	56	5	12	1	0	0	2	1	1	0	7	11	0	1	.232	.297	.529	4
2013	Carolina	.232	23	82	6	19	2	0	0	8	1	0	2	2	18	1	4	.256	.267	.524	5
	Lake County	.278	67	216	34	60	11	3	1	14	4	2	4	30	33	7	6	.370	.373	.743	9
2014	Columbus	.286	2	7	1	2	1	0	0	1	0	0	0	0	1	0	0	.429	.286	.714	0
	Carolina	.288	99	385	60	111	19	2	1	36	8	2	3	39	61	12	5	.356	.357	.712	15
	<b>MiLB Totals</b>	<b>.269</b>	<b>226</b>	<b>780</b>	<b>112</b>	<b>210</b>	<b>35</b>	<b>5</b>	<b>2</b>	<b>65</b>	<b>15</b>	<b>5</b>	<b>12</b>	<b>87</b>	<b>131</b>	<b>21</b>	<b>17</b>	<b>.335</b>	<b>.350</b>	<b>.684</b>	<b>37</b>



## FRANCISCO MEJIA

HEIGHT/WEIGHT: 5-10/175  
 BATS/THROWS: S/R  
 OPENING DAY AGE: 19  
 BORN: 10/27/95 IN BANI, DR  
 RESIDES: BANI, DR  
 ACQUIRED: Signed as a Non-Drafted Free Agent on July 2, 2012



### Career Notes & Personal Information

Born in Bani, Dominican Republic... Signed with the Indians at the age of 16 on July 2, 2012...

### Highlights

2014- The Indians seventh-best prospect, ninth-best prospect in the New York-Penn League (Baseball America), started 52 games at catcher for the Scrappers, batting .319 (23-72) with RISP, hitting 6 doubles, 2 triples, 1 homer and 33 RBL...Mejia led Mahoning Valley in hits (70), triples (4) and total bases (101)... 2013- Signed as a non-drafted free agent in July, 18-year-old Mejia led the AZL Tribe in batting, wrapping up the season with a .305 average (32-105), 9 doubles, a triple, 4 homers, 24 RBI and a .872 OPS (.348 OBP/.524 SLG)...enters the 2014 season ranked as the 12th-best prospect in the entire Indians organization by Baseball America.


### Statistics

YEAR	CLUB	AVG	G	AB	R	H	2B	3B	HR	RBI	SH	SF	HBP	BB	SO	SB	CS	SLG	OBP	OPS	E
2013	AZL Indians	.305	30	105	16	32	9	1	4	24	1	0	2	5	18	3	1	.524	.348	.872	2
2014	Mahoning Valley	.282	66	248	32	70	17	4	2	36	0	3	5	18	47	2	4	.407	.339	.747	11
	<b>MiLB Totals</b>	<b>.289</b>	<b>96</b>	<b>353</b>	<b>48</b>	<b>102</b>	<b>26</b>	<b>5</b>	<b>6</b>	<b>60</b>	<b>1</b>	<b>3</b>	<b>7</b>	<b>23</b>	<b>65</b>	<b>5</b>	<b>5</b>	<b>.442</b>	<b>.342</b>	<b>.784</b>	<b>13</b>



# 2015 LYNCHBURG HILLCATS

## CARLOS MELO



HEIGHT/WEIGHT: 6-3/180  
 BATS/THROWS: R/R  
 OPENING DAY AGE: 24  
 BORN: 2/27/91 IN BANI, PERAVIA, DR  
 RESIDES: BANI, PERAVIA, DR  
 ACQUIRED: Signed as a Minor League Free Agent on December 16, 2013

### Career Notes & Personal Information

Born in Bani, Peravia, Dominican Republic... Signed by the Tigers in 2009 at the age of 20...Has played for three organizations but never been higher than Advanced A.

### Highlights

**2013-** Was signed by the Indians after spending four seasons in the Texas Rangers organization and a season in the Detroit Tigers organization... **2008-** Was acquired by the Rangers along with RHP Guillermo Moscoso from the Tigers in exchange for C Gerald Laird... **2007 -** Signed with the Tigers as a Non-Drafted Free Agent on June 11.

### Statistics

YEAR	CLUB	W-L	ERA	G	GS	CG	SHO	SV	IP	H	R	ER	HR	HB	BB	SO	WP	BK	AVG	SLG	OBP
2008	DSL Tigers	3-3	5.14	14	13	0	0	0	49.0	47	33	28	2	5	20	61	6	1	.251	.342	.336
2009	AZL Rangers	1-4	7.09	12	12	0	0	0	47.0	60	44	37	5	7	24	45	2	1	.317	.503	.408
2010	AZL Rangers	3-4	3.83	12	12	0	0	0	51.2	41	28	22	0	4	26	65	3	1	.212	.326	.317
	Hickory	0-0	5.40	1	0	0	0	0	1.2	2	1	1	0	1	1	2	0	0	.286	.286	.444
	Spokane	1-0	1.80	1	1	0	0	0	5.0	1	1	1	0	1	4	3	0	0	.063	.125	.286
2011	Hickory	2-4	8.59	7	6	0	0	0	22.0	16	23	21	2	2	28	27	1	0	.205	.321	.418
	Spokane	1-1	8.27	13	1	0	0	0	20.2	14	19	19	2	5	29	31	5	0	.194	.361	.449
2012	Spokane	1-3	3.77	19	0	0	0	0	28.2	30	16	12	1	3	21	30	4	0	.263	.368	.391
2013	AZL Indians	1-1	2.89	10	0	0	0	5	9.1	5	5	3	0	2	7	10	4	0	.156	.188	.333
	Mahoning Valley	1-1	2.25	5	0	0	0	0	8.0	6	2	2	0	0	3	9	0	0	.200	.233	.273
2014	Mahoning Valley	0-0	0.00	1	0	0	0	0	2.0	5	3	0	0	0	2	1	1	0	.455	.545	.538
	Carolina	0-1	10.13	12	0	0	0	0	10.2	14	16	12	0	2	15	7	4	0	.326	.372	.508
	Lake County	3-1	4.94	25	0	0	0	4	27.1	24	19	15	2	4	23	39	2	1	.229	.343	.386
	<b>MiLB Totals</b>	<b>17-23</b>	<b>5.50</b>	<b>132</b>	<b>45</b>	<b>0</b>	<b>0</b>	<b>9</b>	<b>283.0</b>	<b>265</b>	<b>210</b>	<b>173</b>	<b>14</b>	<b>36</b>	<b>203</b>	<b>330</b>	<b>32</b>	<b>4</b>	<b>.246</b>	<b>.362</b>	<b>.380</b>



## JORDAN MILBRATH



HEIGHT/WEIGHT: 6-6/215  
 BATS/THROWS: R/R  
 OPENING DAY AGE: 23  
 BORN: 8/1/91 IN WINDOM, MN  
 RESIDES: SIOUX FALLS, SD  
 ACQUIRED: 35th Round selection in 2013 Draft from Augustana College

### Career Notes & Personal Information

Born in Windom, Minn... Attended Springfield High School in Springfield, Minn... Spent one season at St. Cloud State, but sat out as a redshirt... Transferred to Augustana College in Sioux Falls, S.D... Played one season before being drafted by the Indians in the 35th round of the 2013 Draft... Went 7-2 with a 4.57 ERA... Won seven straight games from February 15 to April 25.

### Highlights

**2014-** Pitched 7 shutout innings in his first start of the year on April 5th, allowing just 2 hits... In his 3 wins, he went a combined 18 innings allowing 8 hits and 1 earned run (0.50 ERA).

### Statistics

YEAR	CLUB	W-L	ERA	G	GS	CG	SHO	SV	IP	H	R	ER	HR	HB	BB	SO	WP	BK	AVG	SLG	OBP
2013	AZL Indians	1-1	4.87	13	0	0	0	4	20.1	14	12	11	0	1	15	17	8	1	.189	.243	.330
	Lake County	0-1	81.00	1	0	0	0	0	0.1	1	4	3	0	0	2	0	0	0	.333	.333	.600
2014	Lake County	3-12	3.95	26	23	1	1	0	125.1	127	65	55	8	5	49	77	10	0	.271	.417	.340
	<b>MiLB Totals</b>	<b>4-14</b>	<b>4.25</b>	<b>40</b>	<b>23</b>	<b>1</b>	<b>1</b>	<b>4</b>	<b>146.0</b>	<b>142</b>	<b>81</b>	<b>69</b>	<b>8</b>	<b>6</b>	<b>66</b>	<b>94</b>	<b>18</b>	<b>1</b>	<b>.261</b>	<b>.393</b>	<b>.341</b>

# 2015 LYNCHBURG HILLCATS

## ALEX MONSALVE



HEIGHT/WEIGHT: 6-2/225  
 BATS/THROWS: R/R  
 OPENING DAY AGE: 22  
 BORN: 4/22/92 IN BOQUERON, VZ  
 RESIDES: BOQUERON, VZ  
 ACQUIRED: Signed as a Non-Drafted Free Agent on July 2, 2008

### Career Notes & Personal Information

Born in Boqueron, Venezuela... Signed as a Non-Drafted Free Agent by the Indians on July 2, 2008...

### Highlights

**2013-** Limited to just 25 games after dealing with right elbow issues early in the season... **2012-** Named an MiLB.com organizational all-star...following the season, played for the Scottsdale Scorpions in the Arizona Fall League and was selected and participated in the AFL "Rising Stars" game... Hit .340 for the Scorpions in 13 games including 5 doubles and 6 RBI... **2011-** Ranked 5th among all Indians minor league players in hits (121)... selected to the Midwest League All-Star team.

### Statistics

YEAR	CLUB	AVG	G	AB	R	H	2B	3B	HR	RBI	SH	SF	HBP	BB	SO	SB	CS	SLG	OBP	OPS	E
2009	DSL Indians	.274	61	230	28	63	14	0	0	22	0	0	4	18	54	6	2	.335	.337	.672	13
2010	AZL Indians	.220	43	182	18	40	8	3	1	18	0	1	2	4	52	0	0	.313	.243	.557	12
2011	Lake County	.264	117	458	55	121	21	3	5	44	0	4	3	31	96	7	6	.356	.313	.668	11
2012	Lake County	.265	73	283	36	75	17	1	7	36	1	3	3	23	35	1	2	.406	.324	.730	5
	Carolina	.233	34	116	10	27	4	0	1	6	1	1	1	7	17	1	0	.293	.280	.573	9
2013	AZL Indians	.231	4	13	1	3	0	0	0	2	0	0	0	1	1	0	0	.231	.286	.516	0
	Akron	.295	21	78	9	23	4	1	2	8	1	0	0	1	15	0	0	.449	.304	.753	2
2014	Carolina	.265	93	359	37	95	20	4	5	51	1	2	6	25	67	2	1	.384	.321	.706	3
	MiLB Totals	.260	446	1719	194	447	88	12	21	187	4	11	19	110	337	17	11	.362	.310	.672	55

## MIKE PAPI



HEIGHT/WEIGHT: 6-3/205  
 BATS/THROWS: L/R  
 OPENING DAY AGE: 22  
 BORN: 9/19/92 IN SCRANTON, PA  
 RESIDES: TUNKHANNOCK, PA  
 ACQUIRED: CB Round Phase A (38th overall) in 2014 Draft from Virginia

### Career Notes & Personal Information

Born in Scranton, Penn... Selected in the 30th round of the June, 2011 draft by the Angels, but went to the University of Virginia instead... Played three seasons at UVA... Hit .381 his sophomore season with 7 home runs and 57 RBIs... Led the nation in walks with 61 his junior year, tying a UVA record... Selected by the Indians in the Competitive Balance Round (38th overall) of the 2014 Draft.

### Highlights

**2014** -The 22-year-old appeared in just 2 games with Mahoning Valley before being promoted to Lake County, where he hit 4 doubles and 3 home runs, while driving in 15 RBI. Papi garnered Indians Minor League Player of the Week honors from August 18-24, at which point he had recorded either a hit or a walk in 15 of 17 contests, hitting .279 (17-61) with 4 doubles, 2 home runs, 11 RBI and 12 walks against over that span...named the AftH-best prospect and the player with the Best Strike-Zone Discipline in the Indians farm system entering 2015 (Baseball America)

### Statistics

YEAR	CLUB	AVG	G	AB	R	H	2B	3B	HR	RBI	SH	SF	HBP	BB	SO	SB	CS	SLG	OBP	OPS	E
2014	Mahoning Valley	.222	2	9	2	2	0	0	0	3	0	0	0	0	0	0	0	.222	.222	.444	1
	Lake County	.178	39	135	21	24	4	0	3	15	1	3	0	26	32	2	0	.274	.305	.579	1
	MiLB Totals	.181	41	144	23	26	4	0	3	18	1	3	0	26	32	2	0	.271	.301	.571	2

# 2015 LYNCHBURG HILLCATS

## NICK PASQUALE



HEIGHT/WEIGHT: 6-0/190  
 BATS/THROWS: R/R  
 OPENING DAY AGE: 24  
 BORN: 10/27/90 IN ANTIOCH, CA  
 RESIDES: WALNUT CREEK, CA  
 ACQUIRED: 20th Round selection in 2012 Draft from Diablo Valley College

### Career Notes & Personal Information

Born in Antioch, Calif... Played one season at Diabale Valley College in Pleasant Hill, Calif... Went 12-3 with a 1.88 ERA and tossing six complete games...

### Highlights

2014 - Missed the season due to a shoulder strain... 2013- Earned Minor League Pitcher of the Week for a pair of scoreless starts from July 21-28 - Pasquale went 3-1 with a 2.78 ERA (7 ER/22.2 IP) in 5 starts during the month of July.

### Statistics

YEAR	CLUB	W-L	ERA	G	GS	CG	SHO	SV	IP	H	R	ER	HR	HB	BB	SO	WP	BK	AVG	SLG	OBP
2012	MahoningValley	0-0	4.32	4	0	0	0	1	8.1	9	4	4	0	0	1	7	0	0	.273	.303	.294
	AZL Indians	1-1	6.23	4	2	0	0	0	13.0	17	12	9	1	1	3	8	2	0	.321	.491	.362
	Lake County	3-0	2.17	9	2	0	0	0	29.0	25	8	7	1	2	1	17	1	0	.238	.305	.259
2013	Lake County	0-0	2.18	9	1	0	0	1	20.2	16	9	5	0	2	5	14	4	0	.208	.234	.271
	Carolina	6-7	3.97	20	20	0	0	0	102.0	118	56	45	6	9	29	51	4	1	.291	.398	.350
2014		INJURED--DID NOT PLAY																			
	<b>MilB Totals</b>	<b>10-8</b>	<b>3.64</b>	<b>46</b>	<b>25</b>	<b>0</b>	<b>0</b>	<b>2</b>	<b>173.0</b>	<b>185</b>	<b>89</b>	<b>70</b>	<b>8</b>	<b>14</b>	<b>39</b>	<b>97</b>	<b>11</b>	<b>1</b>	<b>.275</b>	<b>.367</b>	<b>.326</b>



## DORSSYS PAULINO



HEIGHT/WEIGHT: 6-0/175  
 BATS/THROWS: R/R  
 OPENING DAY AGE: 20  
 BORN: 11/21/94 IN BANI, DR  
 RESIDES: BANI, DR  
 ACQUIRED: Signed as a Non-Drafted Free Agent on July 2, 2011

### Career Notes & Personal Information

Born in Bani, Dominican Republic... Signed as a Non-Drafted Free Agent on July 2, 2011 as a 16 year old... Began converting to outfield in 2014.

### Highlights

2014- Enters the 2015 season as the 26th-best prospect in the Player Development System (Baseball America)...  
 2013- Entered the season ranked #3 prospect in the organization according to Baseball America and MLB.com... ranked the 56th-best prospect in all of baseball in Keith Law's Top 100...rated the Best Hitter for Average in the organization in Baseball America's Best Tools Survey...enters the 2014 campaign as the publications 6th-best prospect...  
 2012 - Led the Indians PDS in batting (.333)...ranked among the Arizona League leaders in batting (2nd, .355), slugging (3rd, .610), extra-base hits (4th, 26), runs scored (T4th, 42), and total bases (5th, 105)... named the 5th-best prospect in the Arizona League according to Baseball America.

### Statistics

YEAR	CLUB	AVG	G	AB	R	H	2B	3B	HR	RBI	SH	SF	HBP	BB	SO	SB	CS	SLG	OBP	OPS	E
2012	AZL Indians	.355	41	172	42	61	14	6	6	30	0	1	0	15	31	9	1	.610	.404	1.015	20
	Mahoning Valley	.271	15	59	5	16	5	0	1	8	0	0	0	3	14	2	1	.407	.306	.713	5
2013	Lake County	.246	120	476	56	117	28	3	5	46	11	1	5	30	91	12	7	.349	.297	.646	39
2014	Lake County	.251	113	427	51	107	25	5	3	35	3	3	6	33	101	5	6	.354	.311	.665	22
	<b>MilB Totals</b>	<b>.265</b>	<b>289</b>	<b>1134</b>	<b>154</b>	<b>301</b>	<b>72</b>	<b>14</b>	<b>15</b>	<b>119</b>	<b>14</b>	<b>5</b>	<b>11</b>	<b>81</b>	<b>237</b>	<b>28</b>	<b>15</b>	<b>.393</b>	<b>.319</b>	<b>.712</b>	<b>86</b>

# 2015 LYNCHBURG HILLCATS

## MICHAEL PEOPLES



HEIGHT/WEIGHT: 6-5/195  
 BATS/THROWS: R/R  
 OPENING DAY AGE: 23  
 BORN: 9/5/91 IN WEATHERFORD, TX  
 RESIDES: WEATHERFORD, TX  
 ACQUIRED: 14th Round Selection in 2012 Draft from W. Oklahoma St.

### Career Notes & Personal Information

Born in Weatherford, Texas... Attended Western Oklahoma State University (same school that produced former Hillcat and Carolina League batting champion, Andrelton Simmons) and was a part of the 2011 National Championship team... Went 7-3 with an 3.51 ERA in 2012 before being drafted by the Indians.

### Highlights

**2013-** Limited to just 19 games due to a right-shoulder injury. Made his first professional start on May 14th against Lansing... Went 4 innings and allowed 3 earned runs while striking out 4.

### Statistics

YEAR	CLUB	W-L	ERA	G	GS	CG	SHO	SV	IP	H	R	ER	HR	HB	BB	SO	WP	BK	AVG	SLG	OBP
2012	Mahoning Valley	1-1	2.28	16	0	0	0	0	23.2	17	8	6	1	1	8	21	5	0	.200	.271	.277
2013	Lake County	1-2	2.64	11	2	0	0	0	30.2	35	18	9	0	0	6	33	4	0	.282	.339	.311
	Carolina	1-4	5.27	8	8	0	0	0	41.0	45	30	24	5	2	13	35	4	1	.280	.491	.341
2014	Carolina	7-8	4.34	26	17	0	0	0	101.2	106	58	49	7	3	42	101	17	1	.271	.381	.343
<b>MiLB Totals</b>		<b>10-15</b>	<b>4.02</b>	<b>61</b>	<b>27</b>	<b>0</b>	<b>0</b>	<b>0</b>	<b>197.0</b>	<b>203</b>	<b>114</b>	<b>88</b>	<b>13</b>	<b>6</b>	<b>69</b>	<b>190</b>	<b>30</b>	<b>2</b>	<b>.267</b>	<b>.385</b>	<b>.330</b>

## ADAM PLUTKO



HEIGHT/WEIGHT: 6-3/195  
 BATS/THROWS: R/R  
 OPENING DAY AGE: 23  
 BORN: 10/3/91 IN POMONA, CA  
 RESIDES: HUNTINGTON BEACH, CA  
 ACQUIRED: 11th Round Selection in 2013 Draft from UCLA

### Career Notes & Personal Information

Born in Pomona, Calif... Played 3 seasons at UCLA... Among the Bruins all-time leaders in wins (2nd, 29), starts (2nd, 52), innings pitched (2nd, 351.1), career ERA (7th, 2.25), career strikeouts (7th, 272)... Is the school's all-time leader in postseason wins (7), starts (8), innings pitched (57.2), and ERA (0.94)... One of just five players in UCLA history to earn All-Pac-12 honors three years in a row... Was named the Most Valuable Player of the 2013 College World Series... Former teammate of current Indians pitcher, Trevor Bauer.

### Highlights

**2014-** Plutko combined to go 7-10 with a 4.03 ERA (67 ER in 149.2 IP), 4.80 SO/BB ratio and finished second in the organization with 144 strikeouts...earned Midwest League Pitcher of the Week for May 5-12...named the 24th-best prospect and Best Changeup in the Indians farm system by Baseball America... **2013-** Enters the 2014 season ranked as the 18th-best prospect in the entire Indians organization by Baseball America.

### Statistics

YEAR	CLUB	W-L	ERA	G	GS	CG	SHO	SV	IP	H	R	ER	HR	HB	BB	SO	WP	BK	AVG	SLG	OBP
2014	Lake County	3-1	3.93	10	10	0	0	0	52.2	49	26	23	1	1	12	66	1	0	.241	.325	.286
	Carolina	4-9	4.08	18	18	0	0	0	97.0	99	47	44	11	2	18	78	5	0	.265	.440	.302
<b>MiLB Totals</b>		<b>7-10</b>	<b>4.03</b>	<b>28</b>	<b>28</b>	<b>0</b>	<b>0</b>	<b>0</b>	<b>149.2</b>	<b>148</b>	<b>73</b>	<b>67</b>	<b>12</b>	<b>3</b>	<b>30</b>	<b>144</b>	<b>6</b>	<b>0</b>	<b>.257</b>	<b>.399</b>	<b>.296</b>

# 2015 LYNCHBURG HILLCATS

## ANDERSON POLANCO



HEIGHT/WEIGHT: 6-3/190  
 BATS/THROWS: L/L  
 OPENING DAY AGE: 22  
 BORN: 9/6/92 IN SANTO DOMINGO, DR  
 RESIDES: SANTO DOMINGO, DR  
 ACQUIRED: Signed as a Non-Drafted Free Agent on February 21, 2011

### Career Notes & Personal Information

Born in Santo Domingo, Dominican Republic... Signed at the age of 18 on February 21, 2011.

### Highlights

**2013-** Made 12 relief appearances for the AZL Tribe in 2013, going 2-0 with a 1.78 ERA (5 ER/25.1 IP)...Polanco held opposing right-handed batters to a .134 average against (9-67), and his .169 overall batting average against was the 2nd-lowest among all AZL relievers; Polanco's 13.14 strikeout rate was also the second-best mark for AZL relievers...allowed just one earned run over his last 8.0 innings (4 games) to end the season.

### Statistics

YEAR	CLUB	W-L	ERA	G	GS	CG	SHO	SV	IP	H	R	ER	HR	HB	BB	SO	WP	BK	AVG	SLG	OBP
2011	DSL Indians	3-4	1.77	13	12	0	0	0	61.0	38	16	12	2	6	32	63	3	1	.180	.242	.303
2012	AZL Indians	1-2	6.35	12	0	0	0	0	22.2	24	20	16	5	1	21	26	5	1	.273	.534	.418
2013	AZL Indians	2-0	1.78	12	0	0	0	0	25.1	15	7	5	0	0	13	37	3	2	.169	.225	.272
	Lake County	1-2	5.02	8	0	0	0	0	14.1	9	10	8	3	0	13	23	1	0	.167	.389	.324
2014	Lake County	3-0	1.95	19	6	0	0	0	50.2	32	16	11	1	0	17	62	2	1	.178	.244	.247
	MilB Totals	10-8	2.69	64	18	0	0	0	174.0	118	69	52	11	7	96	211	14	5	.190	.294	.302



## MASON RADEKE



HEIGHT/WEIGHT: 6-1/175  
 BATS/THROWS: R/R  
 OPENING DAY AGE: 24  
 BORN: 6/13/90 IN SANTA BARBARA, CA  
 RESIDES: SANTA BARBARA, CA  
 ACQUIRED: 35th Round selection in 2011 Draft from Cal Poly San Luis Obispo

### Career Notes & Personal Information

Born in Santa Barbara, Calif... Pitched three seasons at Cal Poly San Luis Obispo... Went 17-7 with a 3.92 ERA for the Mustangs... Tied a school record for strikeouts in a game (14) in seven innings on March 5, 2011 against Valparaiso.

### Highlights

**2014-** Limited to just two appearances due to right elbow surgery... **2013-** Limited to just three games because of a right elbow strain... **2012-** Finished 2nd in the organization in strikeouts (119) and 3rd in ERA (3.28)...named Indians Minor League Player of the Week for June 4-11...named Midwest League Pitcher of the Week for August 13-20.

### Statistics

YEAR	CLUB	W-L	ERA	G	GS	CG	SHO	SV	IP	H	R	ER	HR	HB	BB	SO	WP	BK	AVG	SLG	OBP
2011	Mahoning Valley	2-0	4.53	9	9	0	0	0	43.2	44	23	22	6	1	15	30	2	0	.263	.437	.328
2012	Lake County	7-6	3.38	28	12	0	0	1	109.1	91	49	41	11	4	24	117	7	1	.220	.383	.267
	Akron	1-1	1.50	3	1	0	0	0	6.0	5	4	1	2	0	2	2	0	0	.208	.458	.269
2013	Carolina	0-2	16.88	2	2	0	0	0	5.1	12	11	10	0	1	4	6	5	0	.414	.552	.500
	Lake County	1-0	0.00	1	1	0	0	0	5.0	1	0	0	0	0	1	7	0	0	.063	.125	.118
2014	AZL Indians	0-0	0.00	2	2	0	0	0	2.0	2	0	0	0	0	0	3	0	0	.250	.375	.250
	MilB Totals	11-9	3.89	45	27	0	0	1	171.1	155	87	74	19	6	46	165	14	1	.236	.400	.290

# 2015 LYNCHBURG HILLCATS



## MIKE RAYL



HEIGHT/WEIGHT: 6-5/180  
 BATS/THROWS: L/L  
 OPENING DAY AGE: 26  
 BORN: 11/1/88 IN WEST PALM BEACH, FL  
 RESIDES: LAKE WORTH, FL  
 ACQUIRED: 15th Round Selection in 2009 Draft from Palm Beach CC

### Career Notes & Personal Information

Born in West Palm Beach, Fla... Pitched two seasons at Palm Beach Community College... Went 12-3 with a 4.50 ERA... Selected in the 15th Round of the 2009 Draft by the Indians.

### Highlights

**2014-** Missed a majority of the season due to Tommy John surgery on his left elbow... **2013-** Placed on the DL(left elbow strain) after his only start of the season on May 1 and missed the remainder of the campaign... **2012-** Ranked 3rd in the Indians PDS in innings pitched (152.1) and T4th in wins (10)...ranked among the Carolina League leaders in games started (T1st, 27), innings pitched (4th, 149.1) and wins (T4th)...named Carolina League Pitcher of the Week for April 16-23... **2011-** Named to the Midwest League All-Star team.

### Statistics

YEAR	CLUB	W-L	ERA	G	GS	CG	SHO	SV	IP	H	R	ER	HR	HB	BB	SO	WP	BK	AVG	SLG	OBP
2009	AZL Indians	1-2	3.74	10	8	0	0	0	33.2	36	18	14	3	1	10	41	0	0	.267	.430	.320
2010	Lake County	0-0	10.80	1	0	0	0	0	3.1	5	4	4	0	0	4	4	0	0	.357	.571	.450
	Mahoning Valley	2-4	2.81	14	14	0	0	0	67.1	57	26	21	1	5	21	56	6	0	.234	.307	.305
2011	Kinston	1-3	4.61	8	8	0	0	0	41.0	48	23	21	6	1	13	37	2	0	.293	.463	.346
	Lake County	5-5	2.83	17	17	0	0	0	82.2	66	28	26	3	1	13	84	2	0	.216	.305	.251
2012	Carolina	10-9	4.28	27	27	0	0	0	149.1	144	76	71	13	16	57	95	4	1	.259	.401	.342
	Akron	0-1	15.00	1	1	0	0	0	3.0	8	7	5	1	1	2	0	1	0	.444	.611	.524
2013	Akron	0-0	4.50	1	1	0	0	0	4.0	5	2	2	1	0	0	2	0	0	.294	.588	.294
2014	AZL Indians	0-1	5.40	3	3	0	0	0	5.0	5	3	3	1	0	3	6	1	0	.263	.421	.364
<b>MilB Totals</b>		<b>19-25</b>	<b>3.86</b>	<b>82</b>	<b>79</b>	<b>0</b>	<b>0</b>	<b>0</b>	<b>389.1</b>	<b>1374</b>	<b>187</b>	<b>167</b>	<b>29</b>	<b>25</b>	<b>123</b>	<b>325</b>	<b>16</b>	<b>1</b>	<b>.254</b>	<b>.382</b>	<b>.320</b>



## JAMES ROBERTS



HEIGHT/WEIGHT: 6-2/180  
 BATS/THROWS: R/R  
 OPENING DAY AGE: 23  
 BORN: 12/11/91 IN SAN JOSE, CA  
 RESIDES: SAN JOSE, CA  
 ACQUIRED: 15th Round Selection by Indians in June, 2013 Draft from USC

### Career Notes & Personal Information

Born in San Jose, Calif... Selected in the 42nd round of the 2010 Draft but did not sign... Played three seasons at the University of Southern California... Hit .320 his junior season... Played for the Mankato Moondogs of the Northwoods League in 2011... Played for the Cotuit Kettleers of the Cape Cod League in 2012.

### Highlights


**2014-** Played in three MLB Spring Training games... Had two at-bats recording a hit in one of them... scored two runs.

### Statistics

YEAR	CLUB	AVG	G	AB	R	H	2B	3B	HR	RBI	SH	SF	HBP	BB	SO	SB	CS	SLG	OB	OP	E
2013	Mahoning Valley	.235	52	179	15	42	4	0	1	18	3	0	9	12	28	2	1	.274	.315	.589	10
2014	Carolina	.268	117	407	44	109	9	0	4	37	6	4	12	34	75	0	3	.319	.339	.659	31
<b>MilB Totals</b>		<b>.258</b>	<b>169</b>	<b>586</b>	<b>59</b>	<b>151</b>	<b>13</b>	<b>0</b>	<b>5</b>	<b>55</b>	<b>9</b>	<b>4</b>	<b>21</b>	<b>46</b>	<b>103</b>	<b>2</b>	<b>4</b>	<b>.305</b>	<b>.332</b>	<b>.637</b>	<b>41</b>

# 2015 LYNCHBURG HILLCATS

## LUIGI RODRIGUEZ



HEIGHT/WEIGHT: 5-11/195  
 BATS/THROWS: L/R  
 OPENING DAY AGE: 22  
 BORN: 11/13/92 IN SANTIAGO, DR  
 RESIDES: SANTIAGO, DR  
 ACQUIRED: Signed as a Non-Drafted Free Agent on September 30, 2009

### Career Notes & Personal Information

Born in Santiago, Dominican Republic... Signed as a 16 year old on September 30, 2009.

### Highlights

**2013**- Entered the 2013 season ranked as the eighth-best prospect in the organization according to Baseball America and rated the Fastest Baserunner in the organization in the publication's Best Tools Survey...entered the 2014 season ranked as the 13th-best prospect by the publication...missed time dealing with a left shoulder injury...  
**2012**- Entered the season as the fifth ranked prospect in the Indians organization according to Baseball America... named Indians Minor League Player of the Week for April 23-29.

### Statistics

YEAR	CLUB	AVG	G	AB	R	H	2B	3B	HR	RBI	SH	SF	HBP	BB	SO	SB	CS	SLG	OBP	OPS	E
2010	DSL Indians	.301	63	206	43	62	7	10	2	27	1	4	2	36	35	31	9	.461	.403	.864	8
2011	Lake County	.250	34	132	10	33	4	2	0	5	1	1	0	14	36	6	5	.311	.320	.630	7
	AZL Indians	.379	25	95	18	36	6	2	3	14	0	2	1	5	19	12	5	.579	.408	.987	2
2012	Lake County	.268	117	463	75	124	21	5	11	48	3	4	1	50	133	24	9	.406	.338	.744	7
2013	Lake County	.263	22	76	14	20	2	0	1	9	1	1	0	10	25	5	3	.329	.345	.674	1
	Carolina	.283	34	113	16	32	11	1	0	11	1	1	1	18	36	3	4	.398	.383	.782	1
2014	Carolina	.250	99	336	50	84	13	4	6	30	4	2	1	50	88	15	8	.366	.347	.713	11
<b>MiLB Totals</b>		<b>.275</b>	<b>394</b>	<b>1421</b>	<b>226</b>	<b>391</b>	<b>64</b>	<b>24</b>	<b>23</b>	<b>144</b>	<b>11</b>	<b>15</b>	<b>6</b>	<b>183</b>	<b>372</b>	<b>96</b>	<b>43</b>	<b>.403</b>	<b>.357</b>	<b>.759</b>	<b>37</b>



## NELLIE RODRIGUEZ



HEIGHT/WEIGHT: 6-2/225  
 BATS/THROWS: R/R  
 OPENING DAY AGE: 20  
 BORN: 6/12/94 IN NEW YORK, NY  
 RESIDES: NEW YORK, NY  
 ACQUIRED: 15th Round selection in 2012 Draft from George Washington HS

### Career Notes & Personal Information

Born in New York, N.Y... Attended George Washington High School (same as Manny Ramirez)...

### Highlights

**2014** - Ranked among Midwest League leaders in extra base hits (1st, 57), total bases (1st, 234), homers (T1st, 22), RBI (3rd, 86) and SLG % (3rd, .482)...earned Indians Player of the Week honors for July 7-13 and Midwest League Player of the Week honors for June 30-July 6...  
**2013** - Rodriguez was the staple of the Scrappers offense in 2013, leading the club in virtually every offensive statistical category; Rodriguez appeared in 73 games for Mahoning Valley, pacing the club in hits (75), home runs (9), doubles (16), RBI (37), total bases (118), walks (29) and OPS (.818)...earned Indians Minor League Player of the Week from July 15-22 where he hit .464 (13-28) with 6 extra base hits and 9 RBI; he recorded 5 multi-hit performances during the week, including a career-high 4-5 effort with 2 HR and 5 RBI on July 17 at Brooklyn.

### Statistics

YEAR	CLUB	AVG	G	AB	R	H	2B	3B	HR	RBI	SH	SF	HBP	BB	SO	SB	CS	SLG	OBP	OPS	E
2012	AZL Indians	.229	32	109	19	25	7	3	4	17	0	1	2	24	41	0	0	.459	.375	.834	6
2013	Lake County	.194	47	160	18	31	7	0	1	13	1	1	0	26	53	0	0	.256	.305	.561	3
	Mahoning Valley	.287	73	261	32	75	16	0	9	37	0	1	4	29	61	0	2	.452	.366	.818	5
2014	Lake County	.268	130	485	67	130	32	3	22	88	0	3	2	60	142	0	0	.482	.349	.832	11
<b>MiLB Totals</b>		<b>.257</b>	<b>282</b>	<b>1015</b>	<b>136</b>	<b>261</b>	<b>62</b>	<b>6</b>	<b>36</b>	<b>155</b>	<b>1</b>	<b>6</b>	<b>8</b>	<b>139</b>	<b>297</b>	<b>0</b>	<b>2</b>	<b>.436</b>	<b>.349</b>	<b>.786</b>	<b>25</b>

# 2015 LYNCHBURG HILLCATS



## JOE SEVER



HEIGHT/WEIGHT: 6-0/205  
 BATS/THROWS: R/R  
 OPENING DAY AGE: 24  
 BORN: 8/12/90 IN SAN JOSE, CA  
 RESIDES: SAN JOSE, CA  
 ACQUIRED: 21st Round selection in 2012 Draft from Pepperdine

### Career Notes & Personal Information

Born in San Jose, Calif... Played three seasons at Pepperdine University... hit .366 with 6 home runs and 53 RBIs in 59 games his Junior season... Selected in the 21st Round of the June, 2012 Draft by the Indians... Nephew of NFL Hall of Fame quarterback John Elway.

### Highlights

**2014-** Missed a part of the season due to a broken left hand... **2013-** Sever enjoyed a team-best, 22-game on-base streak from June 16-July 12 where he hit .321 (26-81) with 8 extra-base hits and 12 RBI...earned Minor League Player of the Week honors from May 29-June 4... **2012-** Named to the New York-Penn League All-Star team.

### Statistics

YEAR	CLUB	AVG	G	AB	R	H	2B	3B	HR	RBI	SH	SF	HBP	BB	SO	SB	CS	SLG	OBP	OPS	E
2012	Mahoning Valley	.274	46	164	16	45	10	1	1	20	0	1	4	21	37	1	2	.366	.368	.734	5
2013	Lake County	.272	101	386	48	105	25	2	7	58	1	3	5	32	80	3	3	.402	.333	.735	10
	Carolina	.316	21	76	11	24	4	0	0	6	0	0	1	5	10	1	0	.368	.366	.734	2
2014	Carolina	.263	72	270	34	71	10	0	3	36	2	5	9	30	47	2	0	.333	.350	.684	7
	<b>MiLB Totals</b>	<b>.273</b>	<b>240</b>	<b>896</b>	<b>109</b>	<b>245</b>	<b>49</b>	<b>3</b>	<b>11</b>	<b>120</b>	<b>3</b>	<b>9</b>	<b>19</b>	<b>88</b>	<b>174</b>	<b>7</b>	<b>5</b>	<b>.372</b>	<b>.348</b>	<b>.719</b>	<b>24</b>



## JUSTUS SHEFFIELD



HEIGHT/WEIGHT: 5-10/196  
 BATS/THROWS: L/L  
 OPENING DAY AGE: 19  
 BORN: 5/13/96 IN TULLAHOMA, TN  
 RESIDES: TULLAHOMA, TN  
 ACQUIRED: 1st Round Selection (31st overall) in 2014 Draft from Tullahoma HS

### Career Notes & Personal Information

Born in Tullahoma, Tenn... Perfect Game USAFirst Team All-American and First Team All-State selection by the Tennessee Baseball Coaches Association...was committed to Vanderbilt University, where his older brother, Jordan, is entering his sophomore year as a RHP on the Commodores baseball team.

### Highlights

**2014-** The Indians first round pick in 2014 enters the season as the fourth-best prospect in the Indians farm system and was named the Best Slider in the organization (Baseball America)...ranked the fourth-best player in the Arizona League this past season (Baseball America)...the 31st overall pick was compensation for the free agent signing of RHP Ubaldo Jimenez by the Baltimore Orioles...went 10-0 with a 0.34 ERA (3ER/61.2IP) and 131 strikeouts in his senior season at Tullahoma High School...was named the Gatorade National Player of the Year...past pitching recipients to win the award include Zack Greinke ('02), Clayton Kershaw ('06), Rick Porcello ('07) and Cleveland's 2013 first round selection (5th overall) Clint Frazier ('13).

### Statistics

YEAR	CLUB	W-L	ERA	G	GS	CG	SHO	SV	IP	H	R	ER	HR	HB	BB	SO	WP	BK	AVG	SLG	OBP
2014	AZL Indians	3-1	4.79	8	4	0	0	0	20.2	24	16	11	0	1	9	29	4	0	.286	.369	.362



# 2015 LYNCHBURG HILLCATS

## BENNY SUAREZ



HEIGHT/WEIGHT: 6-1/190  
 BATS/THROWS: R/R  
 OPENING DAY AGE: 23  
 BORN: 9/28/91 IN HOUSTON, TX  
 RESIDES: HOUSTON, TX  
 ACQUIRED: 36th Round selection in 2012 Draft from Hill Junior College

### Career Notes & Personal Information

Born in Houston, Texas... Played two seasons at Hill Junior College in Hillboro, Texas... Selected in the 36th Round of the June, 2012 Draft by the Indians.

### Highlights

2014- Made two appearances for AAA Columbus... 2013- Made 4 Appearances for AAA Columbus.

### Statistics

YEAR	CLUB	W-L	ERA	G	GS	CG	SHO	SV	IP	H	R	ER	HR	HB	BB	SO	WP	BK	AVG	SLG	OBP
2012	AZL Indians	1-0	4.19	9	1	0	0	1	19.1	18	10	9	2	0	10	19	2	0	.247	.384	.337
	Carolina	0-1	5.40	2	2	0	0	0	6.2	8	4	4	0	1	2	3	2	0	.296	.333	.355
2013	Lake County	2-2	3.38	12	0	0	0	0	21.1	20	9	8	0	2	13	17	2	0	.253	.342	.368
	Columbus	0-0	1.23	4	0	0	0	0	7.1	6	1	1	1	1	6	9	0	0	.214	.393	.371
	Carolina	0-1	2.25	13	0	0	0	1	16.0	11	4	4	2	1	8	18	2	1	.193	.368	.294
2014	Carolina	2-3	3.81	37	0	0	0	2	56.2	57	26	24	1	3	23	37	13	1	.266	.341	.337
	Columbus	0-0	30.86	2	0	0	0	0	2.1	6	8	8	4	0	3	1	0	0	.500	1.500	.563
	<b>MilB Totals</b>	<b>5-7</b>	<b>4.03</b>	<b>79</b>	<b>3</b>	<b>0</b>	<b>0</b>	<b>4</b>	<b>129.2</b>	<b>126</b>	<b>62</b>	<b>58</b>	<b>10</b>	<b>8</b>	<b>65</b>	<b>104</b>	<b>21</b>	<b>2</b>	<b>.257</b>	<b>.382</b>	<b>.346</b>

## BRADLEY ZIMMER



HEIGHT/WEIGHT: 6-4/210  
 BATS/THROWS: L/R  
 OPENING DAY AGE: 22  
 BORN: 11/27/92 IN SAN DIEGO, CA  
 RESIDES: LA JOLLA, CA  
 ACQUIRED: 1st Round selection (21st overall) in 2014 Draft from U. San Francisco

### Career Notes & Personal Information

Played three seasons at the University of San Francisco... Hit .318 with 14 home runs and 88 RBI during his time as a Don... Named a first team All- American in 2014 by Baseball America and Perfect Game... Played for the USA Colliagiate National Team and the Cotuit Kettleers in 2013...

### Highlights

2014- Zimmer was selected by the Indians in the first round (21st overall) of the 2014 MLB Draft and spent the majority of the season in Mahoning Valley where he hit .304 through 45 games with the Scrappers (including .372 vs. lefties), hitting 4 home runs and driving in 30 RBI...the center aelder hit at a .346 clip (18-52) during the month of August and was named the New York-Penn League Player of the Week for the period of August 11-17, batting .524 (11-21) with 2 doubles, one home run, 5 RBI and a 1.377 OPS (.615 OBP/.762 SLG) in 6 games over that span...Zimmer appeared in 3 postseason games for the Lake County Captains where he hit .273 with a pair of home runs...named the 84th-best prospect in Keith Law's top 100 entering the 2015 season (ESPN)...Zimmer is ranked the second-best prospect in the Indians system, fifth-best prospect in the NYPL, 14th-best prospect in the country and was named the organization's Best Athlete by Baseball America...ranked the fifth-best prospect in the 2014 MLB Draft by Keith Law (ESPN)...his brother, Kyle Zimmer, was the Kansas City Royals' first round pick in the 2012 Draft.

### Statistics

YEAR	CLUB	AVG	G	AB	R	H	2B	3B	HR	RBI	SH	SF	HBP	BB	SO	SB	CS	SLG	OBP	OPS	E
2014	Mahoning Valley	.304	45	168	32	51	11	2	4	30	0	1	9	19	30	11	4	.464	.401	.865	3
	Lake County	.273	3	11	4	3	1	0	2	2	0	0	0	2	3	1	0	.909	.385	1.294	0
	<b>MilB Totals</b>	<b>.302</b>	<b>48</b>	<b>179</b>	<b>36</b>	<b>54</b>	<b>12</b>	<b>2</b>	<b>6</b>	<b>32</b>	<b>0</b>	<b>1</b>	<b>9</b>	<b>21</b>	<b>33</b>	<b>12</b>	<b>4</b>	<b>.492</b>	<b>.400</b>	<b>.892</b>	<b>3</b>



**LH**<sup>TM</sup>

**MEDIA & GENERAL INFO**

# HILLCATS BROADCAST INFORMATION

## HILLCATS BROADCAST HISTORY

Lynchburg baseball has been on the air continuously for the last four decades. The announcers since Lynchburg baseball adopted the Hillcats moniker prior to the 1995 campaign are listed below. Previous Lynchburg announcers Vince Cotroneo (Texas Rangers, Oakland Athletics) and Brian Barnhart (Los Angeles Angels of Anaheim) have served as play-by-play announcers at the Major League level. Matt Provence and Jon Schaeffer currently serve as the lead announcers for the Lehigh Valley IronPigs, the Triple-A affiliate of the Philadelphia Phillies.

YEAR	LEAD ANNOUNCER	ASSISTANT BROADCASTERS
1995	Jon Miller	Anthony Marek
1996	Jon Miller	Kevin Sullivan
1997	Jon Miller	Mike McClure
1998	Matt Provence	Tony Arico
1999	Matt Provence	Matt Greene
2000	Matt Provence	Greg Alan
2001	Matt Provence	Chris Dusel
2002	Matt Provence	Josh Hummel, Jason Wetherington
2003	Matt Provence	Jon Schaeffer, Eric Lewitke
2004	Matt Provence	Jon Schaeffer, Ira Liebman
2005	Jon Schaeffer	Justin Frederickson
2006	Jon Schaeffer	Paul Kennedy
2007	Jon Schaeffer	Scott Bacon, Aaron Canada
2008	Scott Bacon	Aaron Canada, Alex Vispoli
2009	Scott Bacon	Scott Blusiewicz
2010	Scott Bacon	Andrew Africk
2011	Erik Wilson	Aaron Oster
2012	Erik Wilson	Mike Viso
2013	Erik Wilson	Jake Levy
2014	Erik Wilson	Kyle West
2015	Kyle West	Daniel Kurish

## IMPORTANT NUMBERS

<b>Radio:</b>	93.3 FM/ 1320 AM ESPN Radio
<b>Address:</b>	1035 Avalon Drive Forest, VA 24551
<b>Manager:</b>	Rich Roth
<b>Webcast:</b>	<a href="http://www.lynchburg-hillcats.com">www.lynchburg-hillcats.com</a>

## IMPORTANT NUMBERS

### LYNCHBURG CITY STADIUM

Main Phone: 434-528-1144

Main Fax: 434-846-0768

### PRESS BOX

Ext. 118

### MEDIA CONTACT

Kyle West

Director of Broadcasting

Phone: 434-528-1144 Ext. 110

[kwest@lynchburg-hillcats.com](mailto:kwest@lynchburg-hillcats.com)



# RULES OF INTEREST

**CONSECUTIVE-GAME HITTING STREAKS:** A consecutive-game hitting streak shall not be terminated if a player's plate appearances (one or more) result in a base on balls, hit bats-man, defensive interference or a sacrifice bunt. The streak shall terminate if a player has a sacrifice fly or no hit. Consecutive game hitting streaks do not carry over from season to season.

**CONSECUTIVE-GAME PLAYING STREAK:** A consecutive-game playing streak shall be extended if the player plays one half-inning on defense, or if he completes a time at bat by reaching base or being put out. A pinch-running experience only shall not extend the streak, if a player is ejected from a game by an umpire before he can comply with the requirements of this rule, his streak shall continue.

**DAY/NIGHT GAME:** Any game scheduled to start after 5:00 p.m. will be considered a night game. If a game is scheduled to start at or before 5:00 p.m. and is delayed by rain or for any other reason it shall be considered a day game. However, both games of a two-night doubleheader shall be considered night games. When afternoon and night games are played on the same day and separate admissions are charged, they will be counted as one day and one night game and will not be considered a doubleheader.

**DETERMINING GAMES BACK IN STANDINGS:** Determine the games above .500 of team in first place, minus the games above .500 of the team you're trying to figure out. Example: If the team in first is 5 games above .500 and you are trying to figure out how many games back a team is that is one game above .500, then  $5 - 1 = 4$  so the team is 4 games back. Or the number of fewer wins plus the number of extra losses than the leader in the standings, divided by two.

**HOLD RULE:** The hold is not an official statistic, but it was created as a way to credit middle relief pitchers for a successful outing. If a reliever comes into a game to protect a lead, gets at least one out and leaves without giving up that lead, he is credited with a hold. You cannot get a save and a hold in the same game.

**MAGIC NUMBER:** Determine the number of games yet to played, add one, then subtract the number of games ahead in the loss column of the standings from the closest opponent.

**QUALIFICATIONS FOR A BATTING CHAMPIONSHIP:** Highest batting average based on a minimum of 364 plate appearances, including official times at bat, bases on balls, hit by pitch, sacrifice hits, sacrifice flies and times awarded first base due to interference or obstruction.

**QUALIFICATIONS FOR A FIELDING CHAMPIONSHIP:** Highest fielding average and (a) catcher must have played in at least 70 games; (b) infielder or outfielder must have played in 94 games; and (c) pitcher must have 100 innings pitched.

**QUALIFICATIONS FOR A PITCHING CHAMPIONSHIP:** Lowest earned run average with a minimum of 100 innings pitched.

**QUALITY START:** Defined as a start where a pitcher lasts six or more innings and gives up three or less earned runs.

**SAVE RULE:** Credit a pitcher with a save when he meets all three of the following conditions: (1) He is the finishing pitcher in a game won by his club; (2) He is not the winning pitcher; and (3) He qualifies under one of the following conditions: (a) He enters the game with a lead of no more than three runs and pitches for at least one inning; or (b) He enters the game, regardless of the count, with the potential tying run either on base, or at bat, or on deck (that is, the potential tying run is either already on base or is one of the first two batsmen he faces); or (c) He pitches effectively for at least three innings. No more than one save can be credited in each game.

**RULE 5 DRAFT:** A player not on the major-league 40-man roster is eligible for the Rule 5 Draft if:

1. The player was 18 or younger when he first signed a pro contract and this is the fifth Rule 5 Draft since he signed.
2. He was 19 or older when he first signed a pro contract and this is the fourth Rule 5 Draft since he signed.

## HOW TO CALCULATE...

**BATTING AVERAGE:** Divide the number of hits by the number of at-bats. Example: Player A is 12-for-40, or hit .300.

**EARNED RUN AVERAGE:** Multiply the number of earned runs by 9; take the number and divide it by the number of innings pitched. Example: Pitcher B has allowed 12 earned runs in 45 innings of work for a 2.40 ERA.

**SLUGGING PERCENTAGE:** Divide the number of total bases by the total number of at bats. (At-bats do not include walks, sacrifices, hit by pitcher, or times awarded first base because of interference or obstruction). Example: Player A's 12 hits include six singles (6), one double (2), two triples (6) and three home runs (12) for a total of 26 total bases in 40 at bats and a .650 slugging percentage.

**FIELDING AVERAGE:** Divide the total putouts and assists by the total of putouts, assists, and errors.

**ON-BASE PERCENTAGE:** Divide [hits plus total bases on balls plus hit-by-pitch] by [at-bats plus total bases on balls plus hit-by-pitch and sacrifice flies]. For purposes of this percentage, ignore being awarded first base on interference or obstruction.

# LYNCHBURG GENERAL INFORMATION

## HISTORIC LYNCHBURG VIRGINIA

Lynchburg, Virginia is a city which remembers its past while focusing on the future - a vibrant central city fostering a strong sense of community, economic opportunity for all our citizens and responsive, results-oriented local government.

Lynchburg is a city of 50 square miles located near the geographic center of the state, bordered by the eastern edge of the beautiful Blue Ridge Mountains. It is located approximately 180 miles southwest of the nation's capital, Washington, D.C.

An active community boasting friendly residential neighborhoods, Lynchburg has a tradition of outstanding public education. Lynchburg operates one of the top school systems in the state and is recognized for its unique Partners in Education program that partners the business and government sector with the schools. The city is also home to five colleges and universities.

A city with outstanding cultural, educational, and recreational opportunities, Lynchburg operates 12 parks, 24 playgrounds, eight community centers, an Olympic-size pool, 34 tennis courts and 26 baseball diamonds. Other opportunities include hiking in the Blue Ridge Mountains or on the Appalachian Trail, swimming and boating on Smith Mountain Lake - one of the country's largest man-made bodies of water - skiing at nearby Wintergreen Resort, or taking in a minor-league baseball game at the city-managed stadium.

Lynchburg has operated under a Council/Manager form of government since 1920. The City Council, comprised of seven members, is elected for four-year, staggered terms of office. Lynchburg's City Council has created a vision to guide the community into the next millennium. Encouraging innovative approaches and focused, change-ready leadership, City Council's broad vision targets include stable, productive, inspired families; strategic economic development; an integrated education community; and a community environment second to none.

The City Manager is responsible to the City Council for the effective operation of all government functions.

Since the early 1990's, the City has been actively engaged in high-performance development, which has resulted in innovative community/city partnerships, customer service improvements, regional visioning, and the increased use of technology in service delivery. A direct outcome of this work has been the development of a results-oriented strategy for government that will translate the vision and goals of City Council into an internal strategic plan that provides focus and direction for the organization.

(Information supplied by <http://www.ci.lynchburg.va.us>)



## LYNCHBURG INFORMATION

Population: 76,504  
Metropolitan Statistical Area: 252,634  
City: 50 square miles  
MSA: 1,802 square miles  
Male: 36,033 46.5%  
Female: 40,471 52.9%  
Median Age: 31.6

Persons Under 5: 6.1%  
Persons Under 18: 19.7%  
Persons Over 65: 13.8%  
Households: 28,466  
Persons Per Household: 2.3  
Settled: 1757  
Founder: John Lynch

City Nicknames: "A City Unto Itself" & "The City of Seven Hills"